

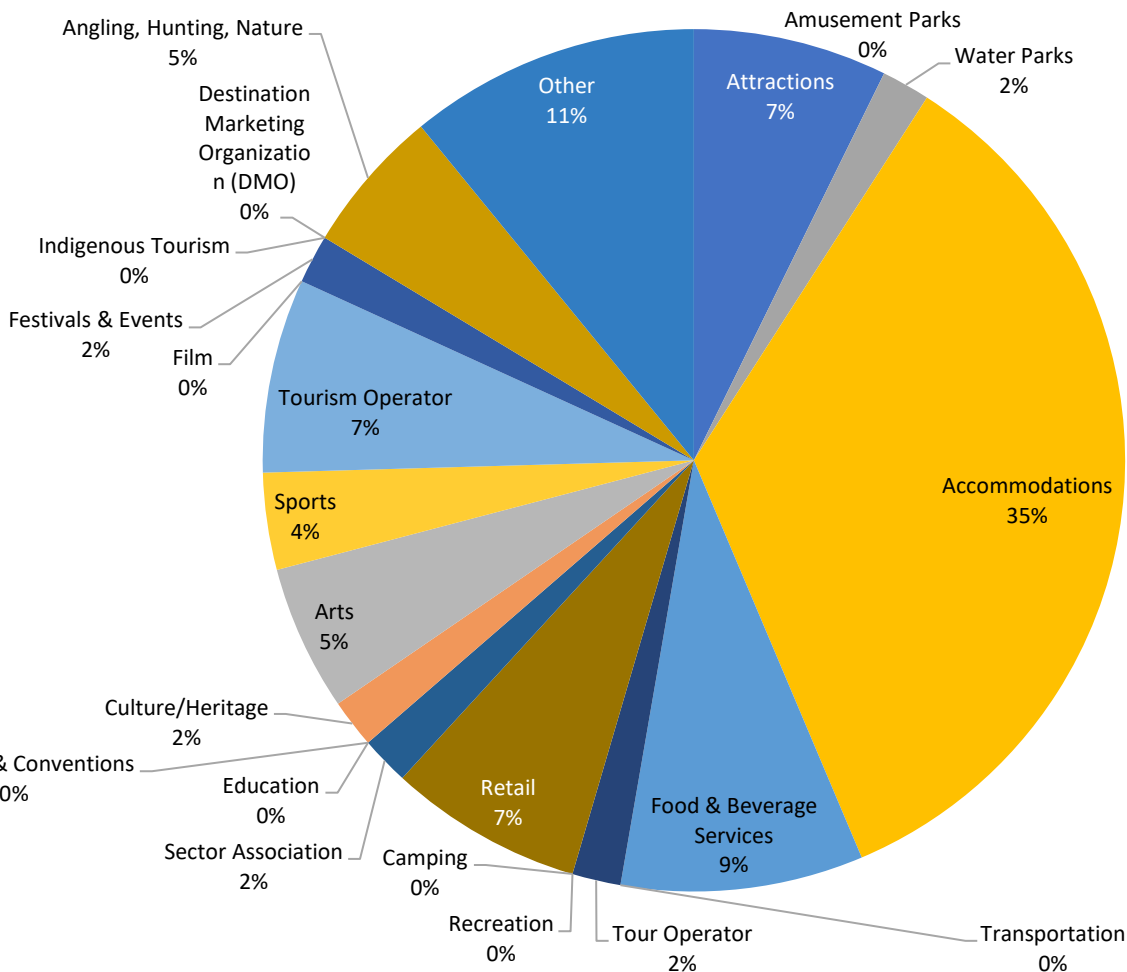


Ontario Regional Tourism Organization 9
Covid-19 Survey 7 Results
July 17-31, 2020

Which sector do you operate in?

55 completed surveys

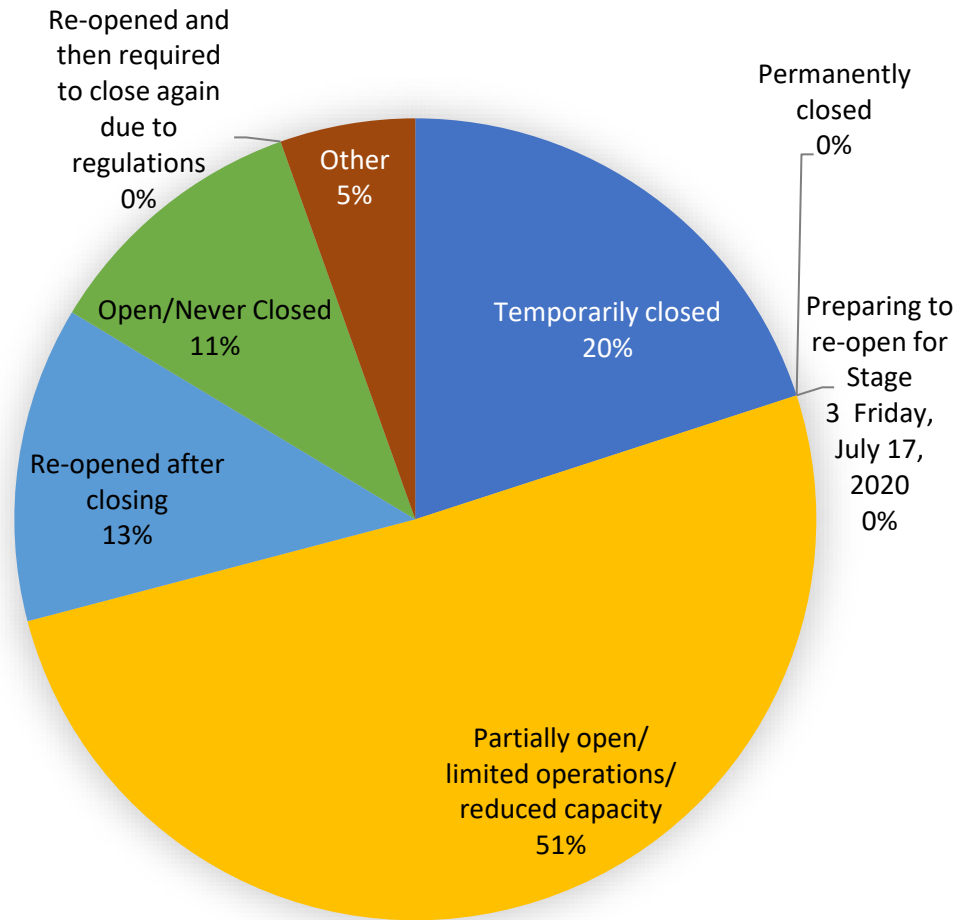
Sectors



Sectors	Value	%
Attractions	4	7.27%
Amusement Parks	0	0.00%
Water Parks	1	1.82%
Accommodations	19	34.55%
Food & Beverage Services	5	9.09%
Transportation	0	0.00%
Tour Operator	1	1.82%
Recreation	0	0.00%
Camping	0	0.00%
Retail	4	7.27%
Sector Association	1	1.82%
Education	0	0.00%
Meetings & Conventions	0	0.00%
Culture/Heritage	1	1.82%
Arts	3	5.45%
Sports	2	3.64%
Tourism Operator	4	7.27%
Film	0	0.00%
Festivals & Events	1	1.82%
Indigenous Tourism	0	0.00%
Destination Marketing Organization (DMO)	0	0.00%
Angling, Hunting, Nature	3	5.45%
Other	6	10.91%

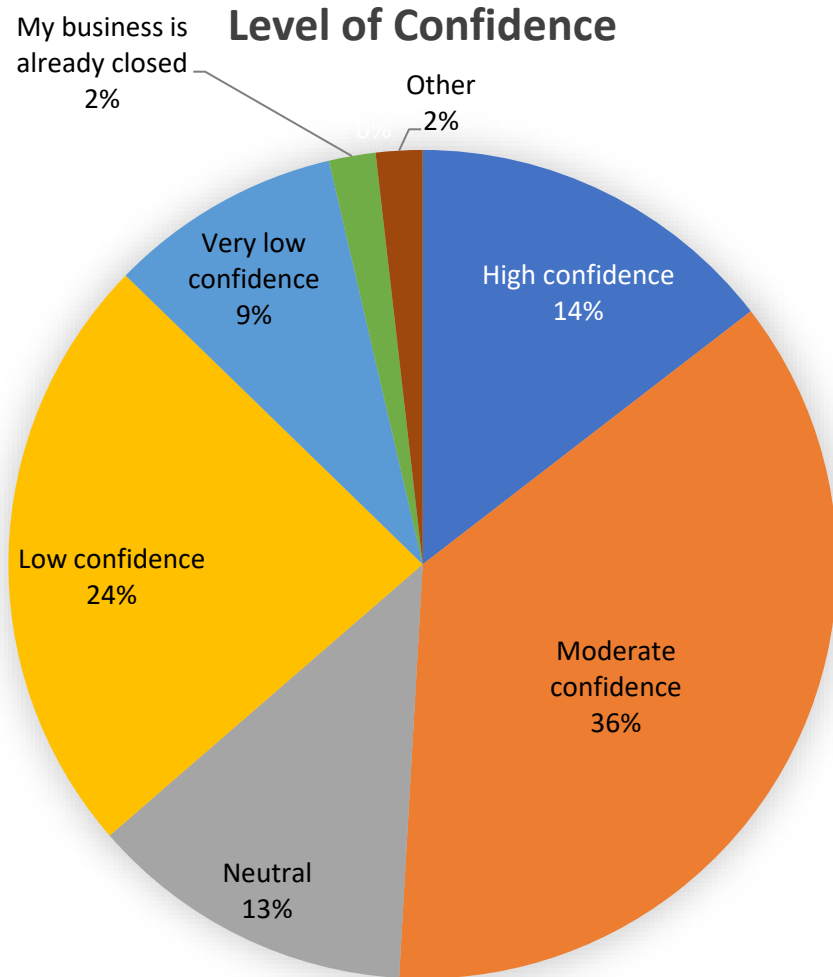
What is the current status of your tourism business or operation?

Current Status



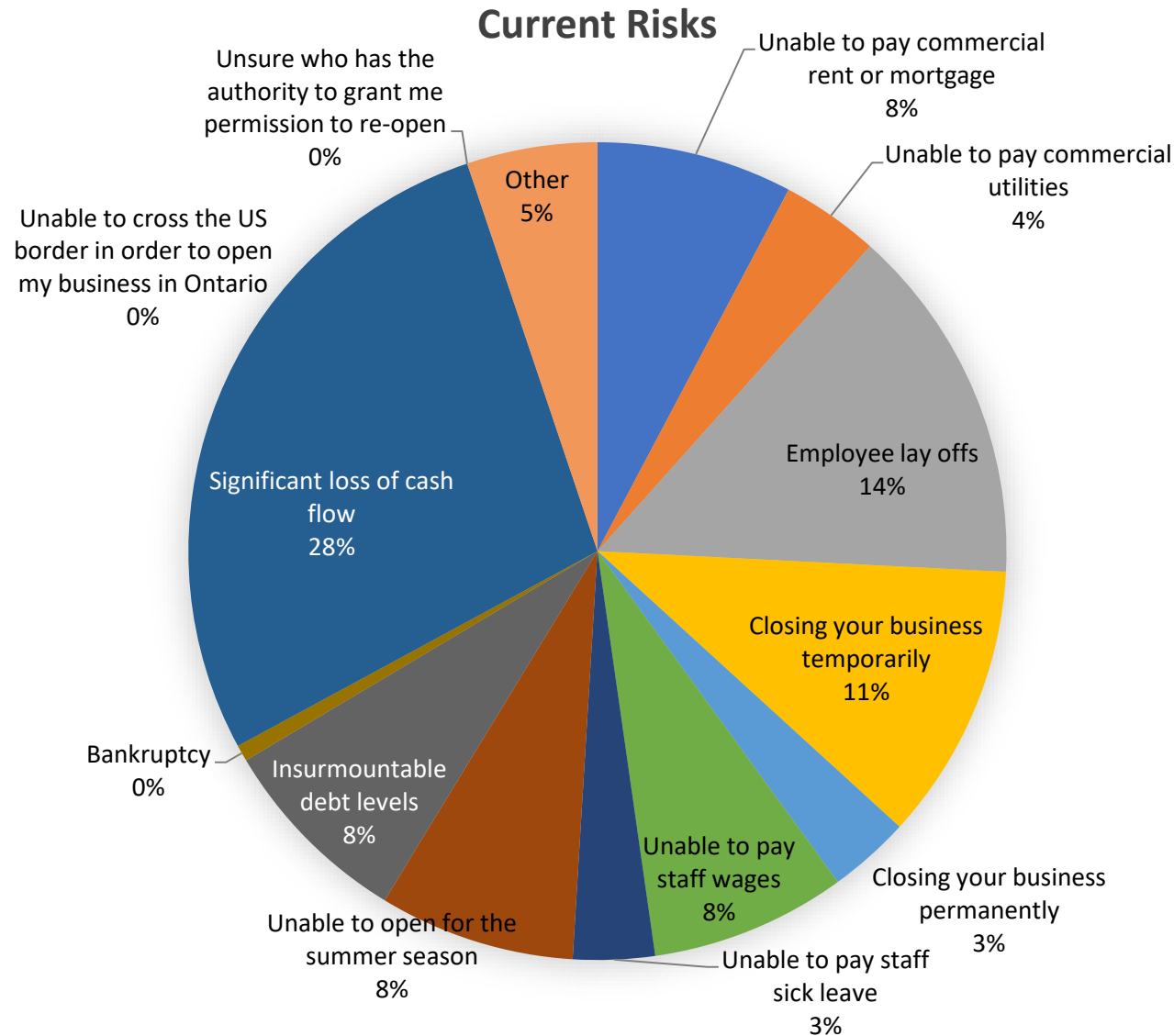
Current status of your business	Value	%
Temporarily closed	11	20.00%
Permanently closed	0	0.00%
Preparing to re-open for Stage 3 Friday, July 17, 2020	0	0.00%
Partially open/ limited operations/ reduced capacity	28	50.91%
Re-opened after closing	7	12.73%
Open/Never Closed	6	10.91%
Re-opened and then required to close again due to regulations	0	0.00%
Other	3	5.45%

Please select the option that best reflects your confidence around whether your tourism business will remain economically viable through to 2021



Level of Confidence	Value	%
High confidence	8	14.55%
Moderate confidence	20	36.36%
Neutral	7	12.73%
Low confidence	13	23.64%
Very low confidence	5	9.09%
My business is already closed	1	1.82%
N/A	0	0.00%
Other	1	1.82%

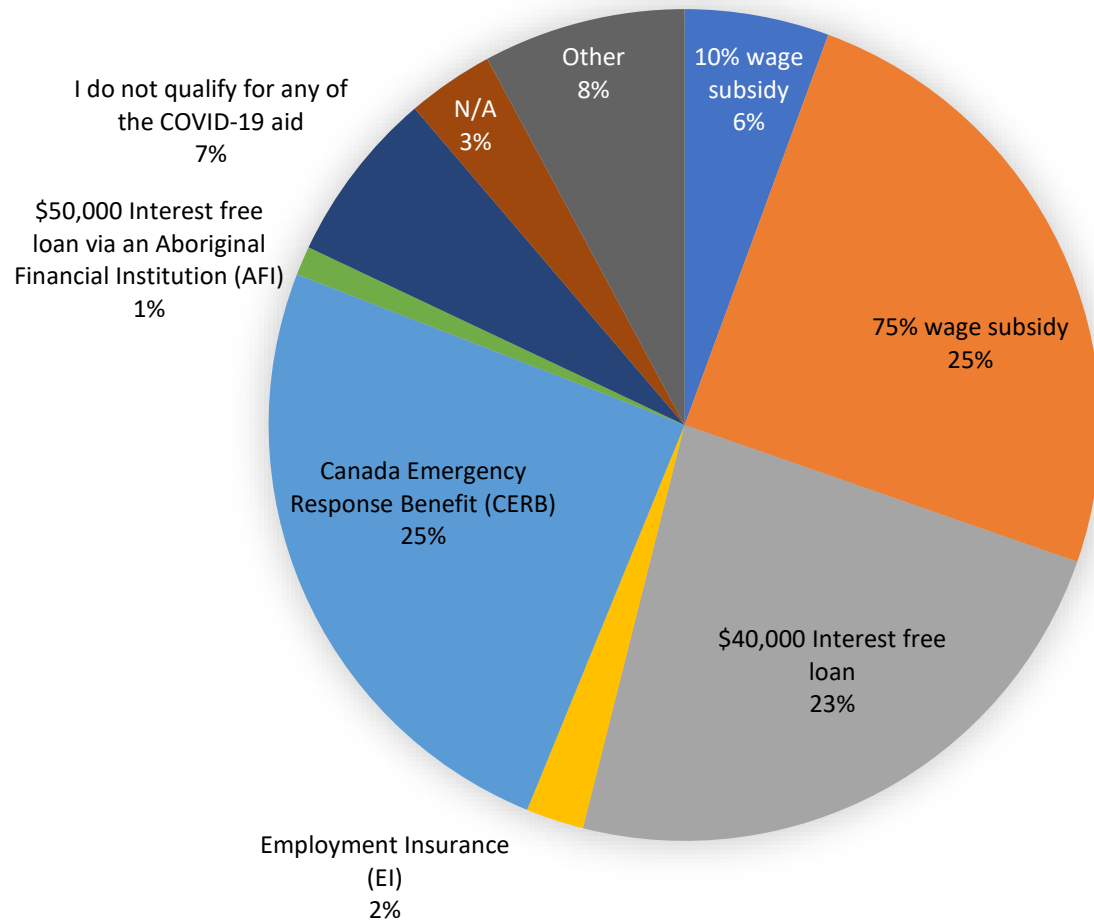
Please indicate the risks your tourism business is facing presently. Select all that apply



Current Risks Select all that apply	Value	%	% of Total Surveys
Unable to pay commercial rent or mortgage	12	7.74%	21.82%
Unable to pay commercial utilities	6	3.87%	10.91%
Employee lay offs	22	14.19%	40.00%
Closing your business temporarily	17	10.97%	30.91%
Closing your business permanently	5	3.23%	9.09%
Unable to pay staff wages	12	7.74%	21.82%
Unable to pay staff sick leave	5	3.23%	9.09%
Unable to open for the summer season	12	7.74%	21.82%
Insurmountable debt levels	12	7.74%	21.82%
Bankruptcy	1	0.65%	1.82%
Significant loss of cash flow	43	27.74%	78.18%
Unable to cross the US border in order to open my business in Ontario	0	0.00%	0.00%
Unsure who has the authority to grant me permission to re-open	0	0.00%	0.00%
Other	8	5.16%	14.55%

Please indicate which types of COVID-19 related aid you have received to date. Select all that apply

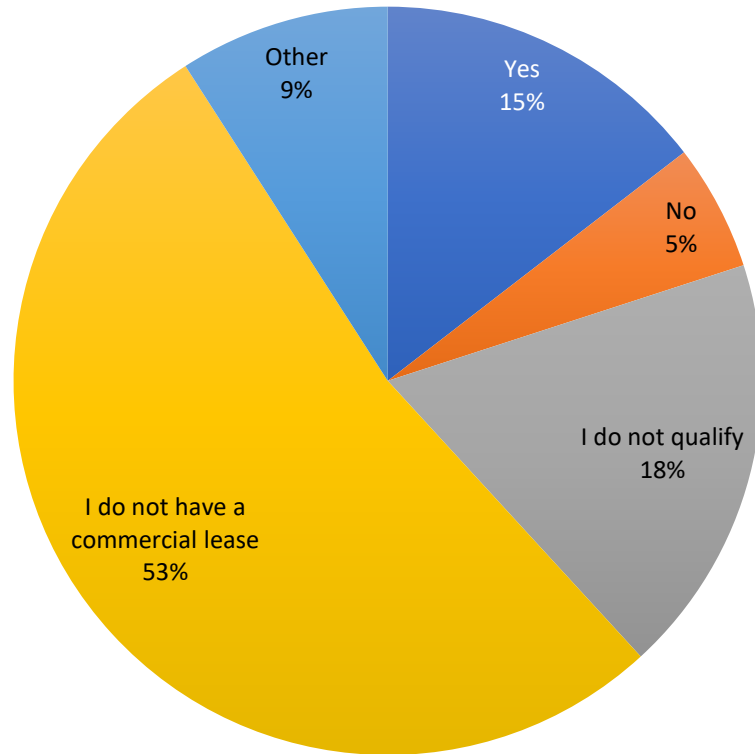
Which Types of COVID-19 Aid



Types of COVID-19 Aid Select all that apply	Value	%	% of Total Surveys
10% wage subsidy	5	5.62%	9.09%
75% wage subsidy	22	24.72%	40.00%
\$40,000 Interest free loan	21	23.60%	38.18%
Employment Insurance (EI)	2	2.25%	3.64%
Canada Emergency Response Benefit (CERB)	22	24.72%	40.00%
\$50,000 Interest free loan via an Aboriginal Financial Institution (AFI)	1	1.12%	1.82%
I do not qualify for any of the COVID-19 aid	6	6.74%	10.91%
N/A	3	3.37%	5.45%
Other	7	7.87%	12.73%

Has your Landlord applied for the Ontario-Canada Emergency Commercial Rent Assistance (OCERCA) program?

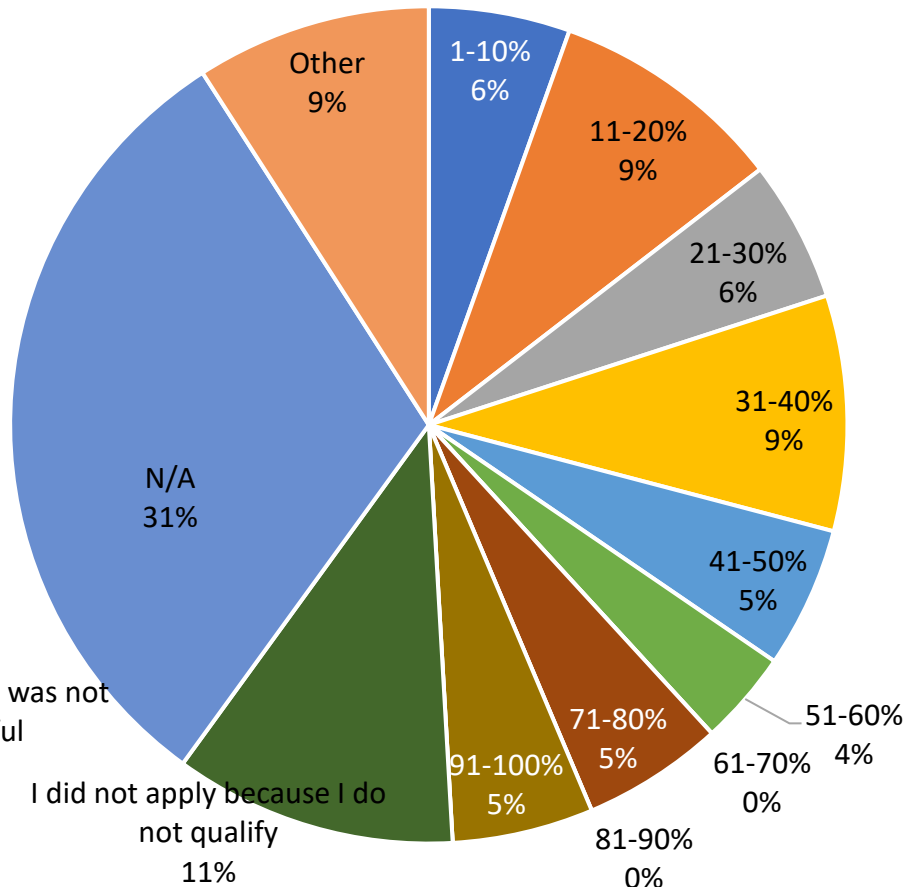
OCERCA Program



Has your Landlord applied for OCERCA	Value	%
Yes	8	14.55%
No	3	5.45%
I do not qualify	10	18.18%
I do not have a commercial lease	29	52.73%
Other	5	9.09%

Please indicate what percentage of your workforce you were able to sustain with the Canadian Emergency Wage Subsidy (CEWS)?

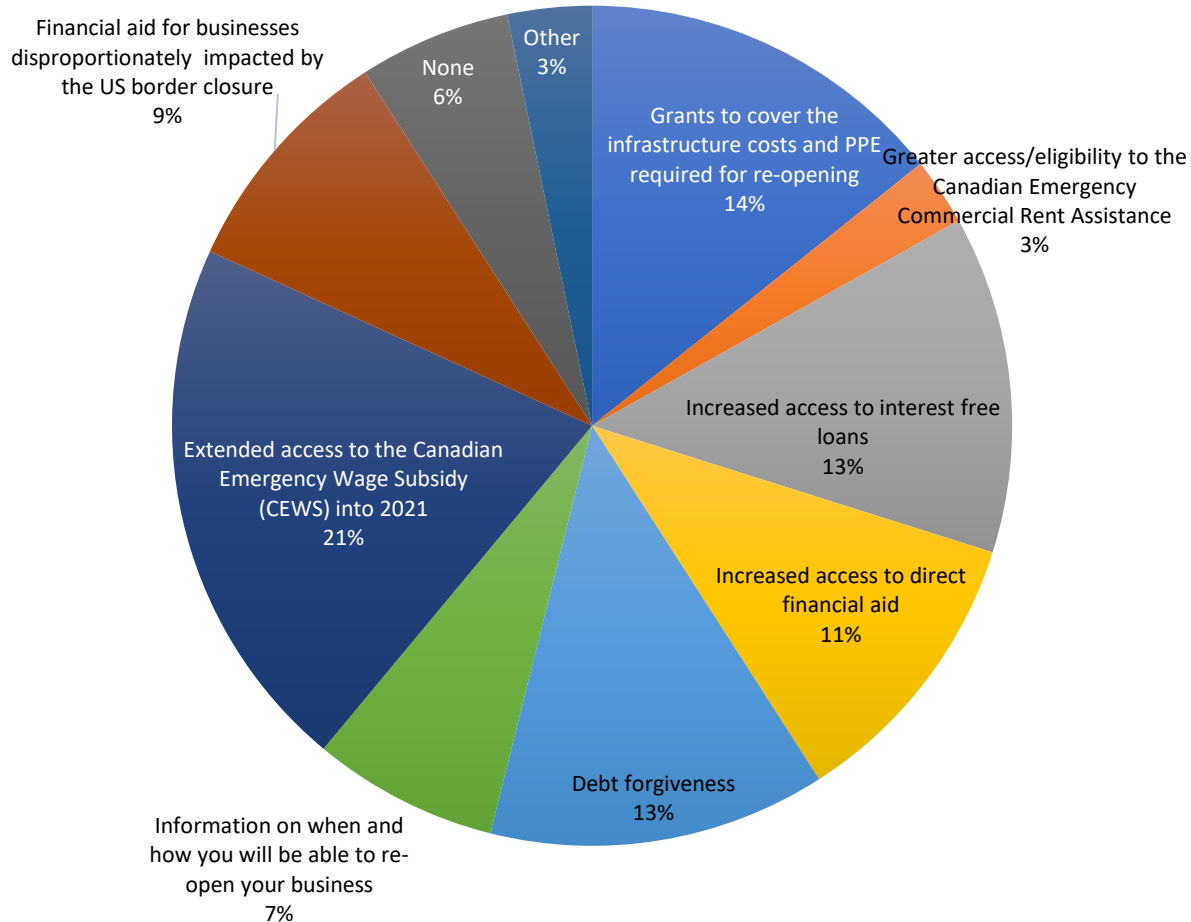
CEWS



Percentage of your workforce you were able to sustain with CEWS	Value	%
1-10%	3	5.45%
11-20%	5	9.09%
21-30%	3	5.45%
31-40%	5	9.09%
41-50%	3	5.45%
51-60%	2	3.64%
61-70%	0	0.00%
71-80%	3	5.45%
81-90%	0	0.00%
91-100%	3	5.45%
My application was not successful	0	0.00%
I did not apply because I do not qualify	6	10.91%
N/A	17	30.91%
Other	5	9.09%

What other forms of aid/resources do you require during COVID-19? Select all that apply

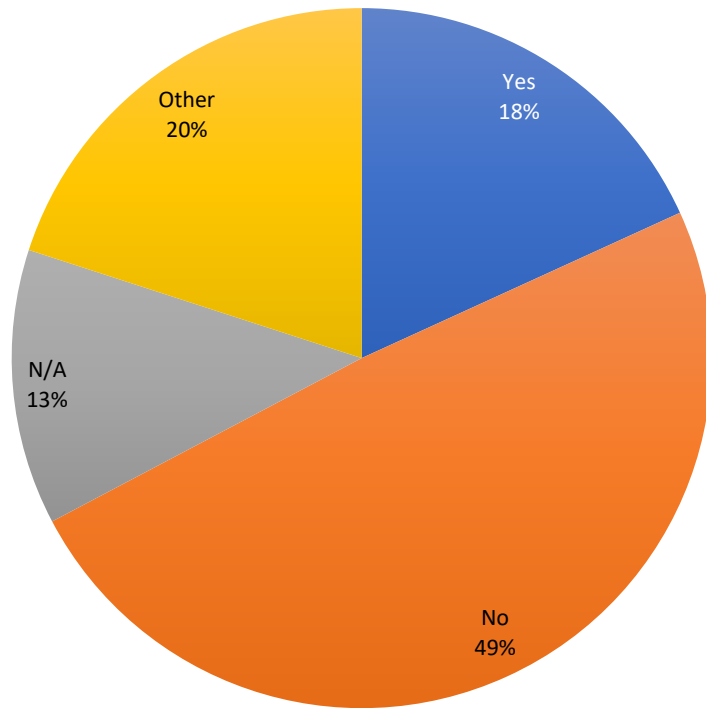
Other forms of aid



Other forms of aid/resources required Select all that apply	Value	%	% of Total Surveys
Grants to cover the infrastructure costs and PPE required for re-opening	22	14.29%	40.00%
Greater access/eligibility to the Canadian Emergency Commercial Rent Assistance	4	2.60%	7.27%
Increased access to interest free loans	20	12.99%	36.36%
Increased access to direct financial aid	17	11.04%	30.91%
Debt forgiveness	20	12.99%	36.36%
Information on when and how you will be able to re-open your business	11	7.14%	20.00%
Extended access to the Canadian Emergency Wage Subsidy (CEWS) into 2021	32	20.78%	58.18%
Financial aid for businesses disproportionately impacted by the US border closure	14	9.09%	25.45%
None	9	5.84%	16.36%
N/A	0	0.00%	0.00%
Other	5	3.25%	9.09%

Is the current COVID-19 Government aid sufficient to ensure that your tourism operation will remain economically viable?

Is the Government aid Enough?



Is the Government aid enough	Value	%
Yes	10	18.18%
No	27	49.09%
N/A	7	12.73%
Other	11	20.00%