

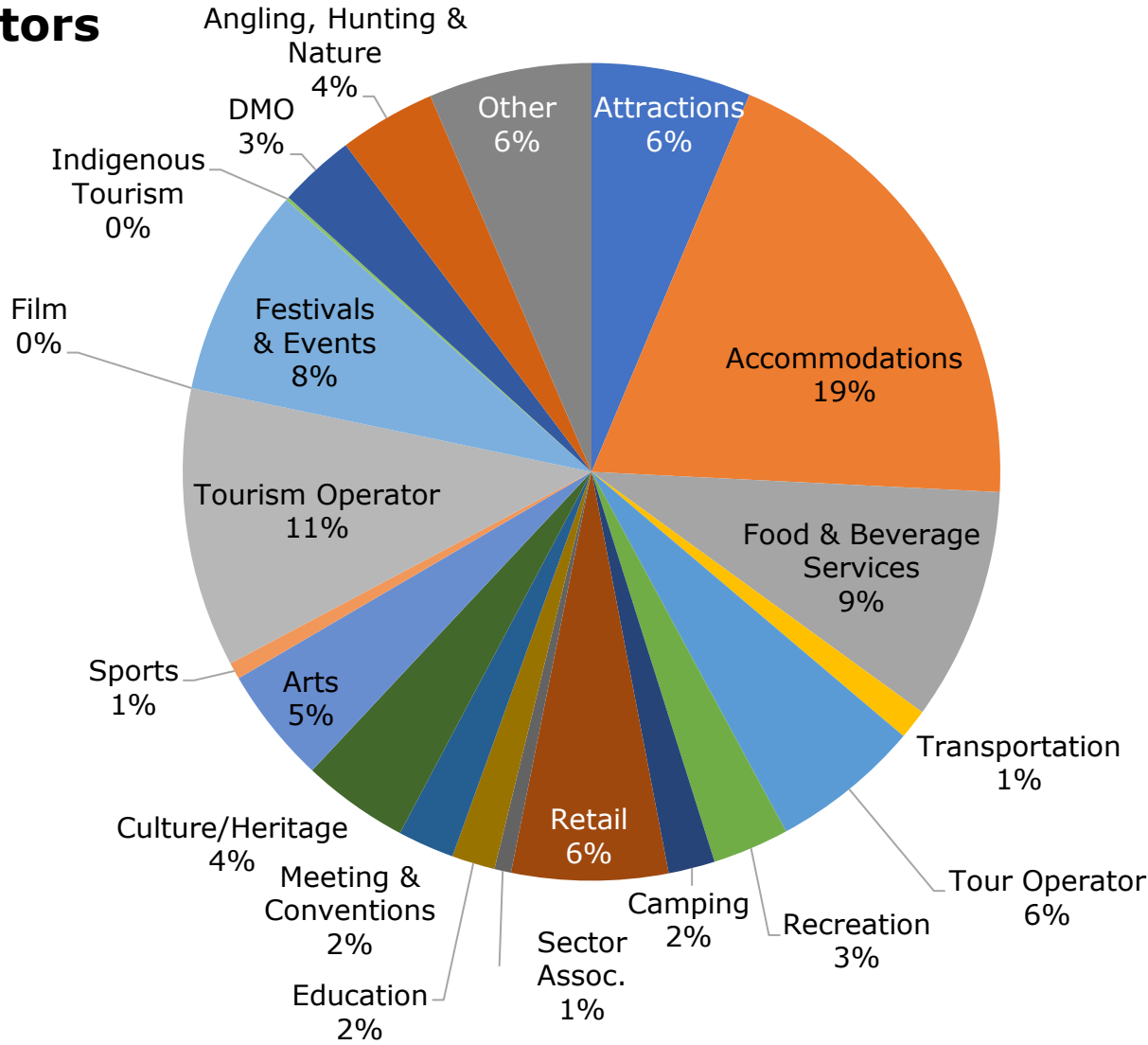


Ontario Regional Tourism Organizations
Covid-19 Survey 6 Results
June 10 - 19, 2020

Which sector do you operate in?

760 completed surveys

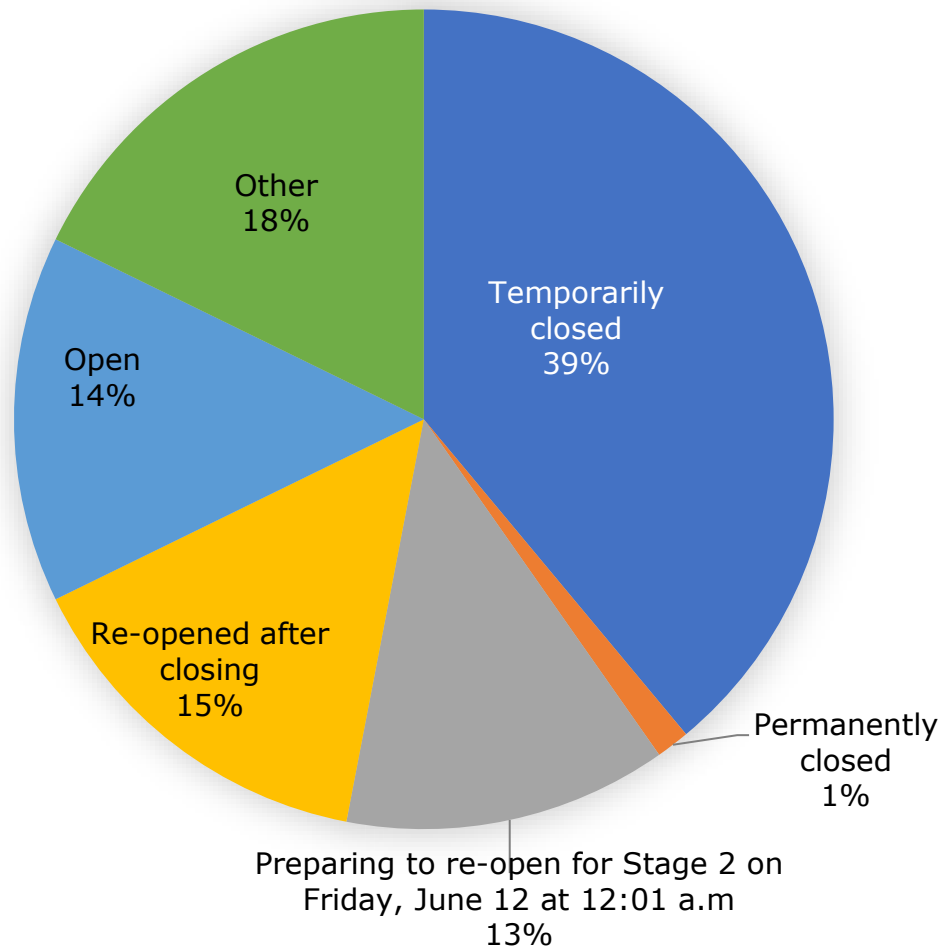
Sectors



Sectors	Value	%
Attractions	48	6.32%
Accommodations	148	19.47%
Food & Beverage Services	70	9.21%
Transportation	9	1.18%
Tour Operator	45	5.92%
Recreation	23	3.03%
Camping	14	1.84%
Retail	47	6.18%
Sector Association	5	0.66%
Education	13	1.71%
Meeting & Conventions	17	2.24%
Culture/Heritage	32	4.21%
Arts	35	4.61%
Sport	5	0.66%
Tourism Operator	84	11.05%
Film	0	0.00%
Festivals and Events	63	8.29%
Indigenous Tourism	1	0.13%
DMO	23	3.03%
Angling, Hunting & Nature	29	3.82%
Other	49	6.45%

What is the current status of your tourism business or operation?

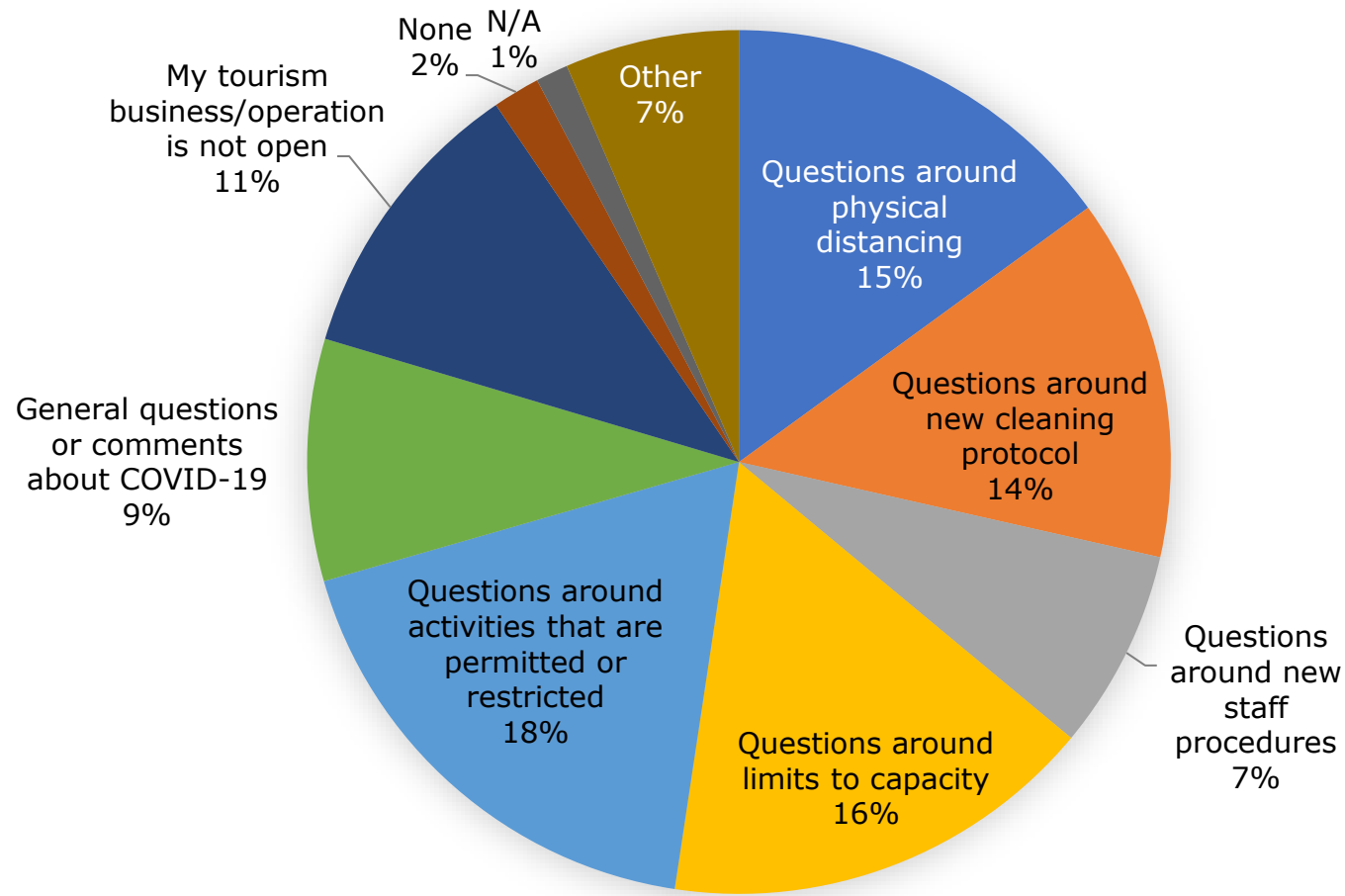
Current Status



Current status of your business	Value	%
Temporarily closed	296	38.95%
Permanently closed	10	1.32%
Preparing to re-open for Stage 2 on Friday, June 12 at 12:01 a.m	97	12.76%
Re-opened after closing	112	14.74%
Open	110	14.47%
Other	135	17.76%

What are the considerations and questions you are fielding from potential visitors to your business? Select all that apply

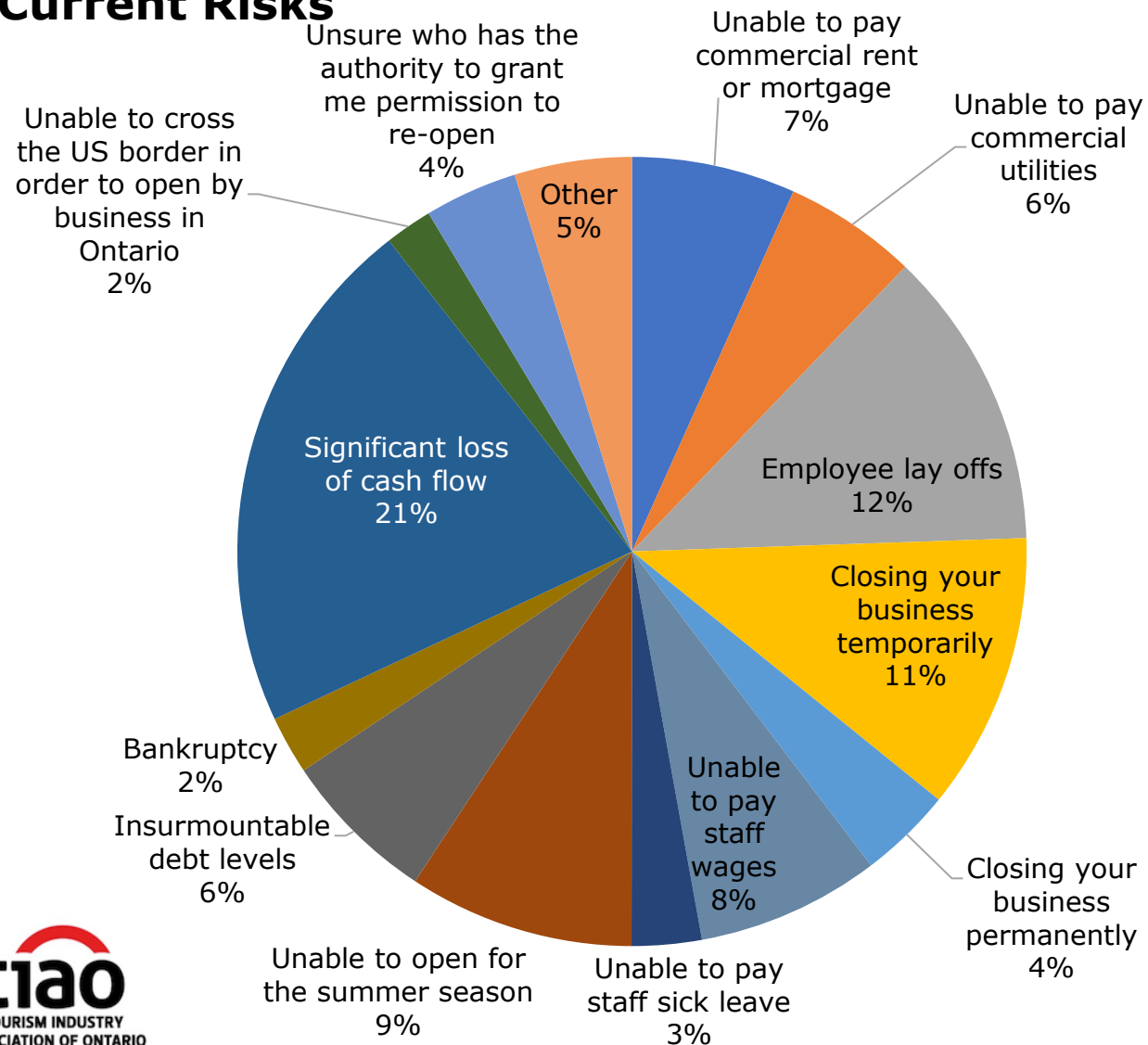
Considerations from Visitors



Considerations/Questions from Visitors. Select all that apply	Value	%	% of Total Surveys
Questions around physical distancing	296	14.98%	38.95%
Questions around new cleaning protocol	268	13.56%	35.26%
Questions around new staff procedures	148	7.49%	19.47%
Questions around limits to capacity	323	16.35%	42.50%
Questions around activities that are permitted or restricted	359	18.17%	47.24%
General questions or comments about COVID-19	179	9.06%	23.55%
My tourism business/operation is not open	215	10.88%	28.29%
None	35	1.77%	4.61%
N/A	24	1.21%	3.16%
Other	129	6.53%	16.97%

Please indicate the risks your tourism business is facing presently. Select all that apply

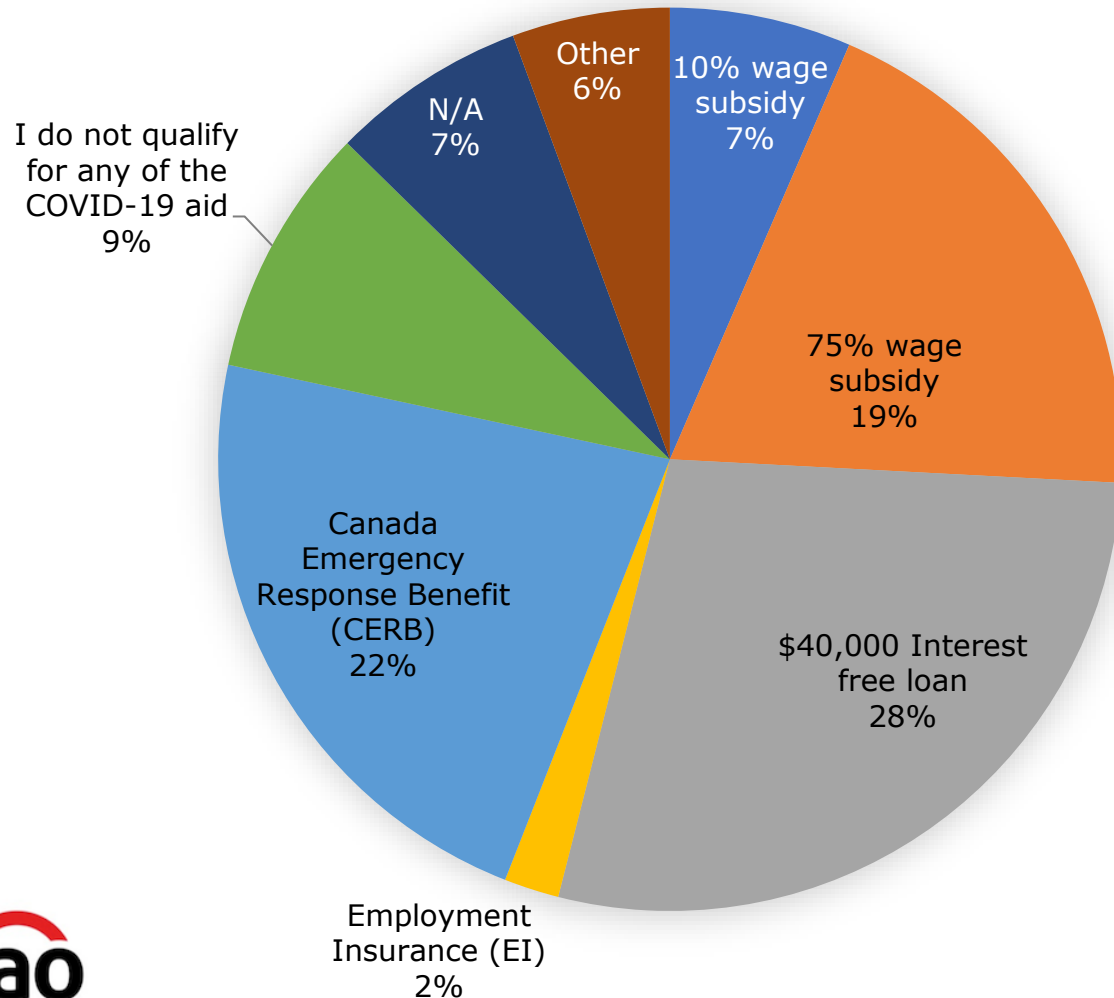
Current Risks



Current Risks Select all that apply	Value	%	% of Total Surveys
Unable to pay commercial rent or mortgage	183	6.71%	24.08%
Unable to pay commercial utilities	149	5.46%	19.61%
Employee lay offs	335	12.28%	44.08%
Closing your business temporarily	310	11.37%	40.79%
Closing your business permanently	104	3.81%	13.68%
Unable to pay staff wages	205	7.52%	26.97%
Unable to pay staff sick leave	78	2.86%	10.26%
Unable to open for the summer season	252	9.24%	33.16%
Insurmountable debt levels	174	6.38%	22.89%
Bankruptcy	65	2.38%	8.55%
Significant loss of cash flow	584	21.42%	76.84%
Unable to cross the US border in order to open by business in Ontario	53	1.94%	6.97%
Unsure who has the authority to grant me permission to re-open	104	3.81%	13.68%
Other	131	4.80%	17.24%

Please indicate which types of COVID-19 related aid you have received to date. Select all that apply

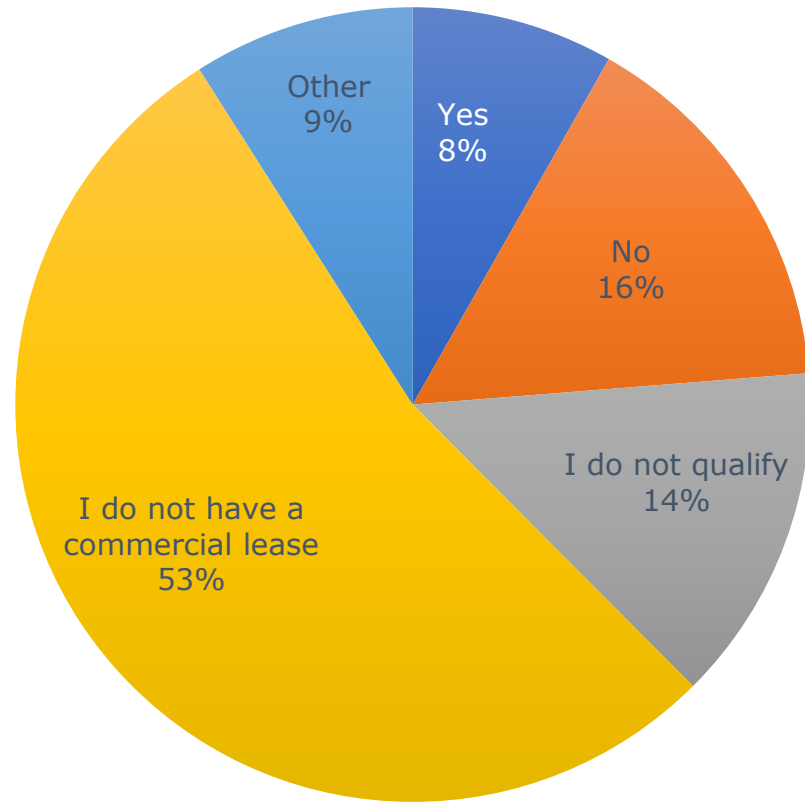
Which Types of COVID-19 Aid



Types of COVID-19 Aid Select all that apply	Value	%	% of Total Surveys
10% wage subsidy	76	6.50%	10.00%
75% wage subsidy	226	19.33%	29.74%
\$40,000 Interest free loan	329	28.14%	43.29%
Employment Insurance (EI)	23	1.97%	3.03%
Canada Emergency Response Benefit (CERB)	262	22.41%	34.47%
I do not qualify for any of the COVID-19 aid	105	8.98%	13.82%
N/A	82	7.01%	10.79%
Other	66	5.65%	8.68%

Has your Landlord applied for the Ontario-Canada Emergency Commercial Rent Assistance (OCERCA) program?

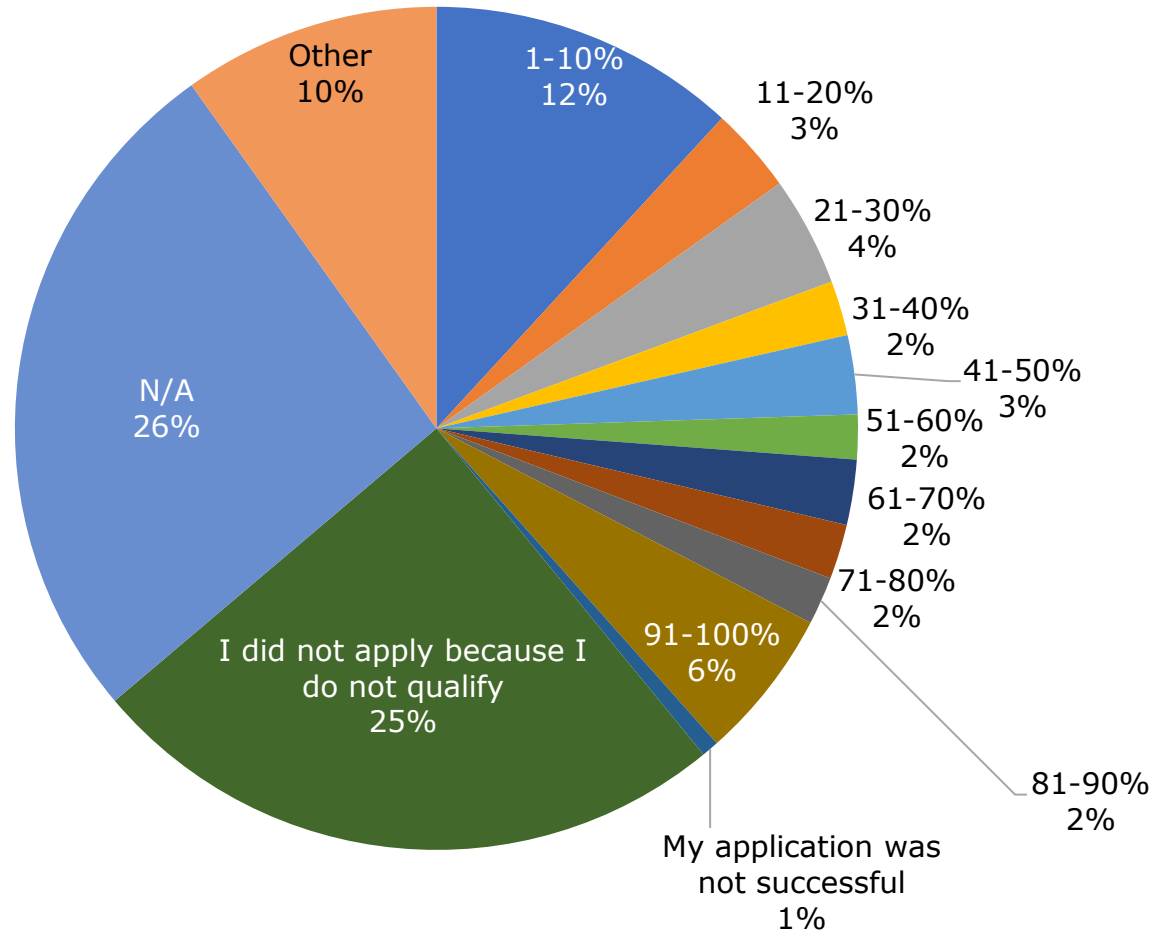
OCERCA Program



Has your Landlord applied for OCERCA	Value	%
Yes	62	8.22%
No	117	15.52%
I do not qualify	104	13.79%
I do not have a commercial lease	403	53.45%
Other	68	9.02%

Please indicate what percentage of your workforce you were able to sustain with the Canadian Emergency Wage Subsidy (CEWS)?

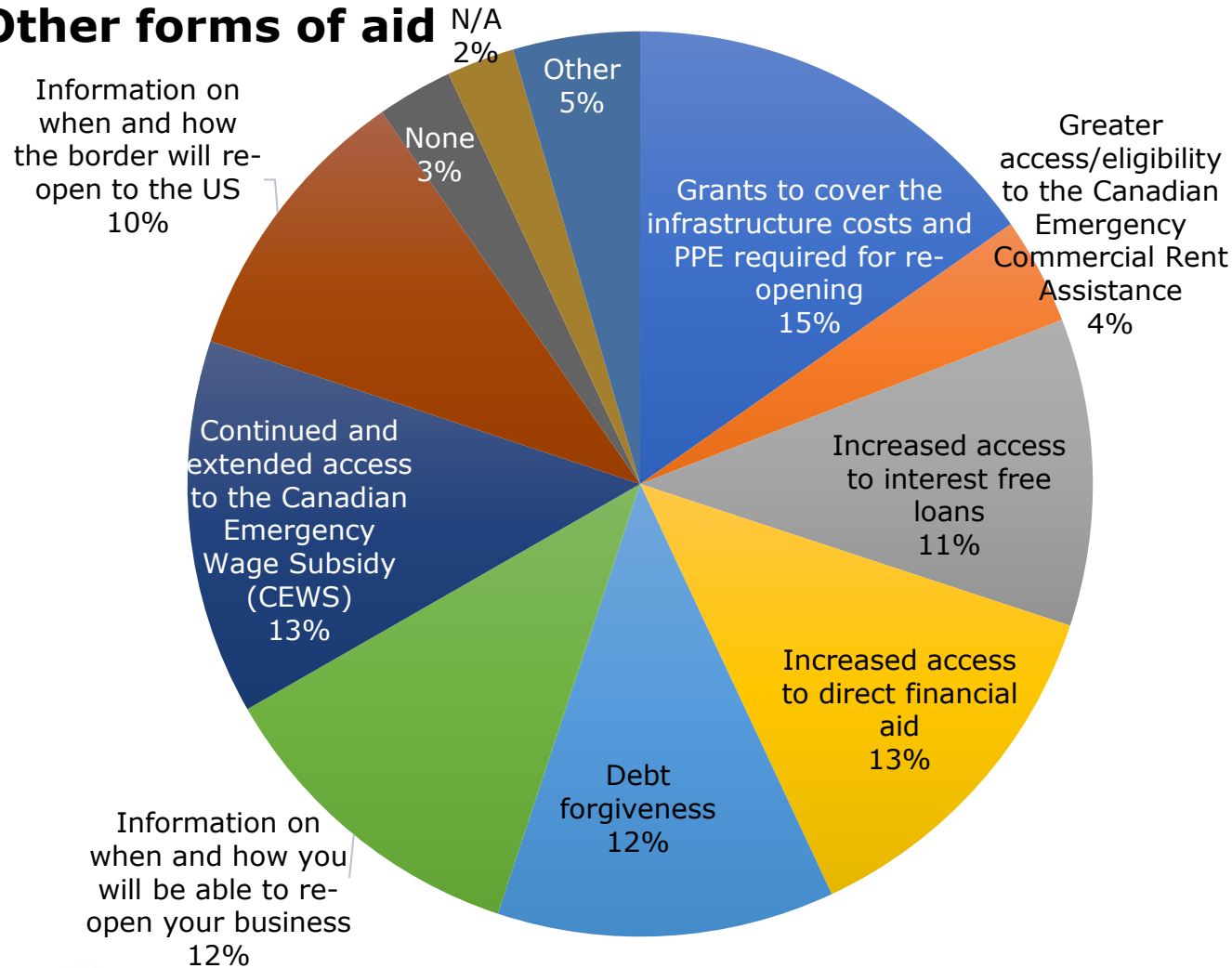
CEWS



Percentage of your workforce you were able to sustain with CEWS	Value	%
1-10%	90	11.84%
11-20%	25	3.29%
21-30%	32	4.21%
31-40%	16	2.11%
41-50%	23	3.03%
51-60%	13	1.71%
61-70%	19	2.50%
71-80%	16	2.11%
81-90%	14	1.84%
91-100%	44	5.79%
My application was not successful	5	0.66%
I did not apply because I do not qualify	188	24.74%
N/A	200	26.32%
Other	75	9.87%

What other forms of aid/resources do you require during COVID-19? Select all that apply

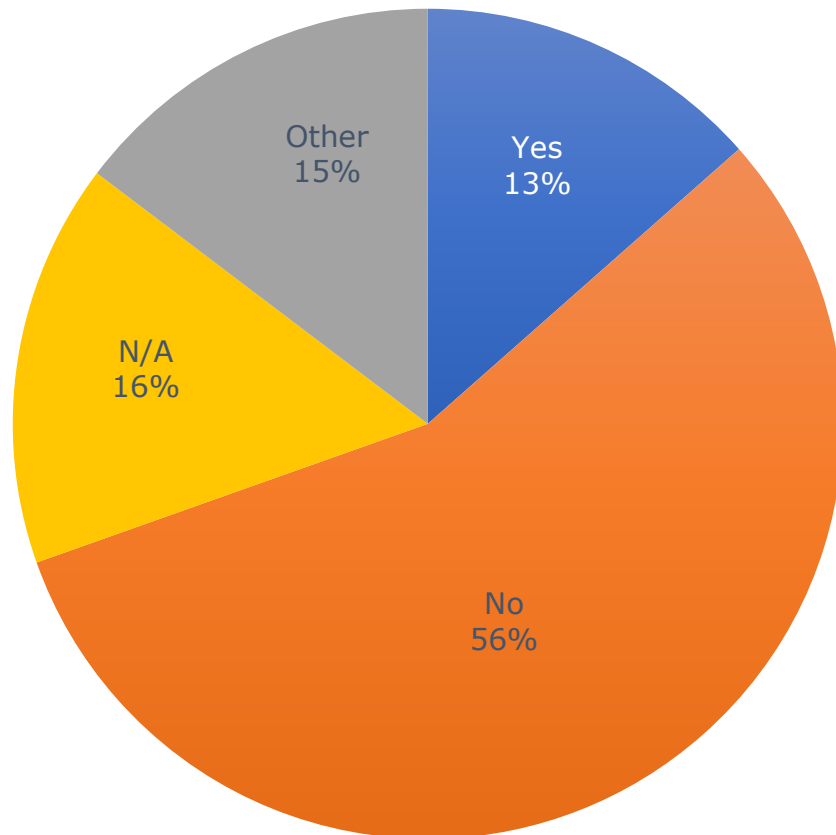
Other forms of aid



Other forms of aid/resources required Select all that apply	Value	%	% of Total Surveys
Grants to cover the infrastructure costs and PPE required for re-opening	327	15.27%	43.03%
Greater access/eligibility to the Canadian Emergency Commercial Rent Assistance	82	3.83%	10.79%
Increased access to interest free loans	235	10.97%	30.92%
Increased access to direct financial aid	278	12.98%	36.58%
Debt forgiveness	258	12.04%	33.95%
Information on when and how you will be able to re-open your business	249	11.62%	32.76%
Continued and extended access to the Canadian Emergency Wage Subsidy (CEWS)	287	13.40%	37.76%
Information on when and how the border will re-open to the US	219	10.22%	28.82%
None	58	2.71%	7.63%
N/A	52	2.43%	6.84%
Other	97	4.53%	12.76%

Is the current COVID-19 Government aid sufficient to ensure that your tourism operation will remain economically viable?

Government aid



Is the Government aid enough	Value	%
Yes	102	13.49%
No	424	56.08%
N/A	119	15.74%
Other	111	14.68%