

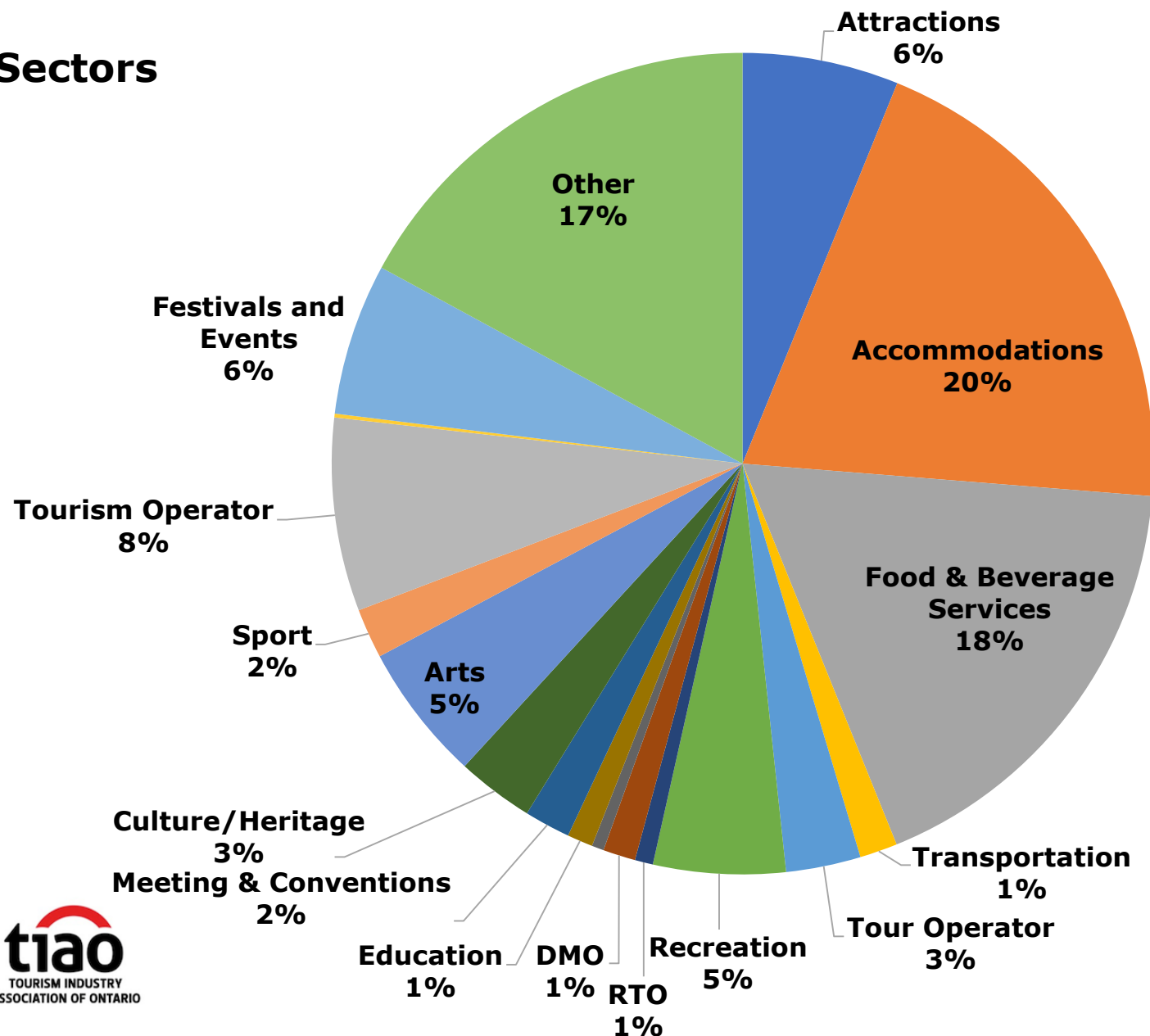


Ontario Regional Tourism Organization
Covid-19 Survey 2 Results
March 17-23 2020

Which sector do you operate in?

3,376 Completed Surveys

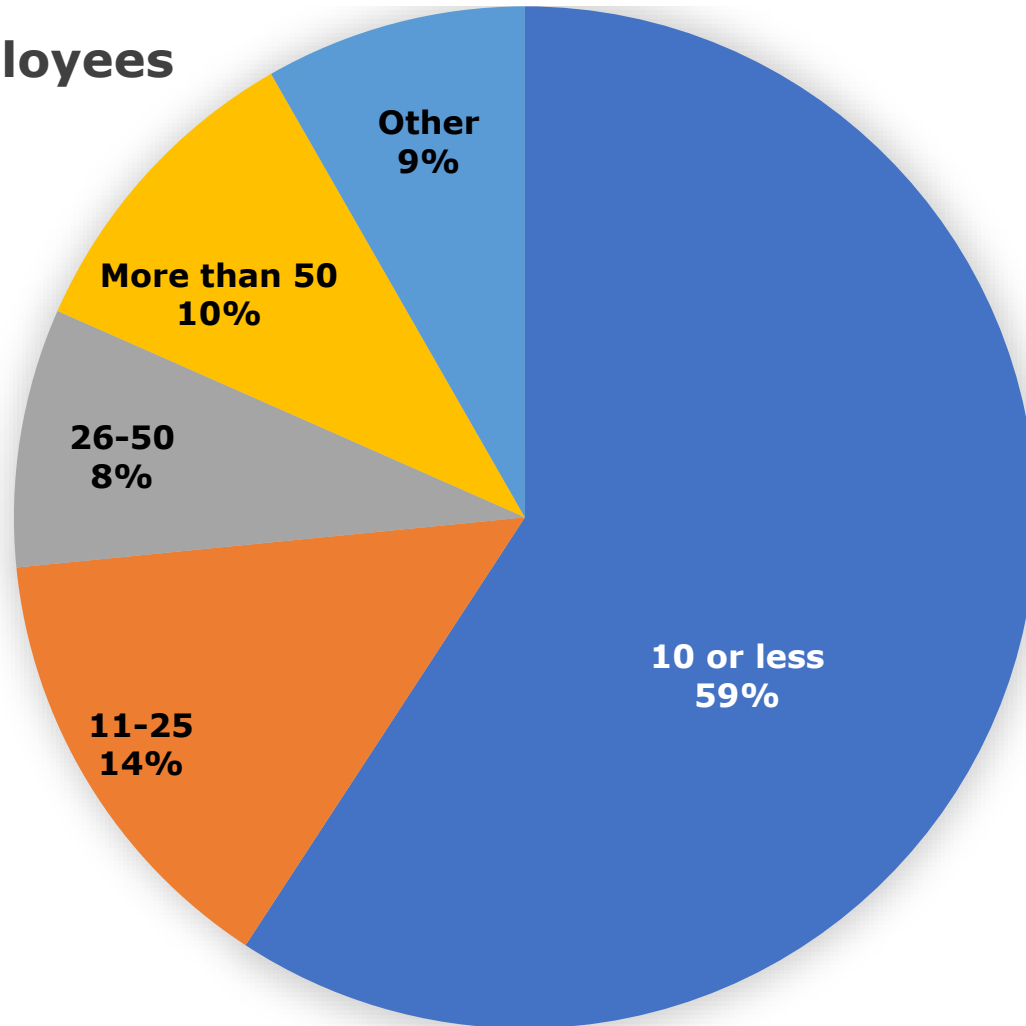
Sectors



Sectors	Value	%
Attractions	207	6.15%
Accommodation	677	20.11%
Food & Beverage	593	17.62%
Transportation	50	1.49%
Tour Operator	99	2.94%
Recreation	175	5.20%
Regional Tourism Organization	24	0.71%
Destination Marketing Organization	43	1.28%
Sector Association	16	0.48%
Education	34	1.01%
Meetings & Conventions	61	1.81%
Culture & Heritage	102	3.03%
Arts	182	5.41%
Sport	66	1.96%
Tourism Operator	256	7.61%
Film	5	0.15%
Festivals & Events	201	5.97%
Other	575	17.08%

How many employees does your business have?

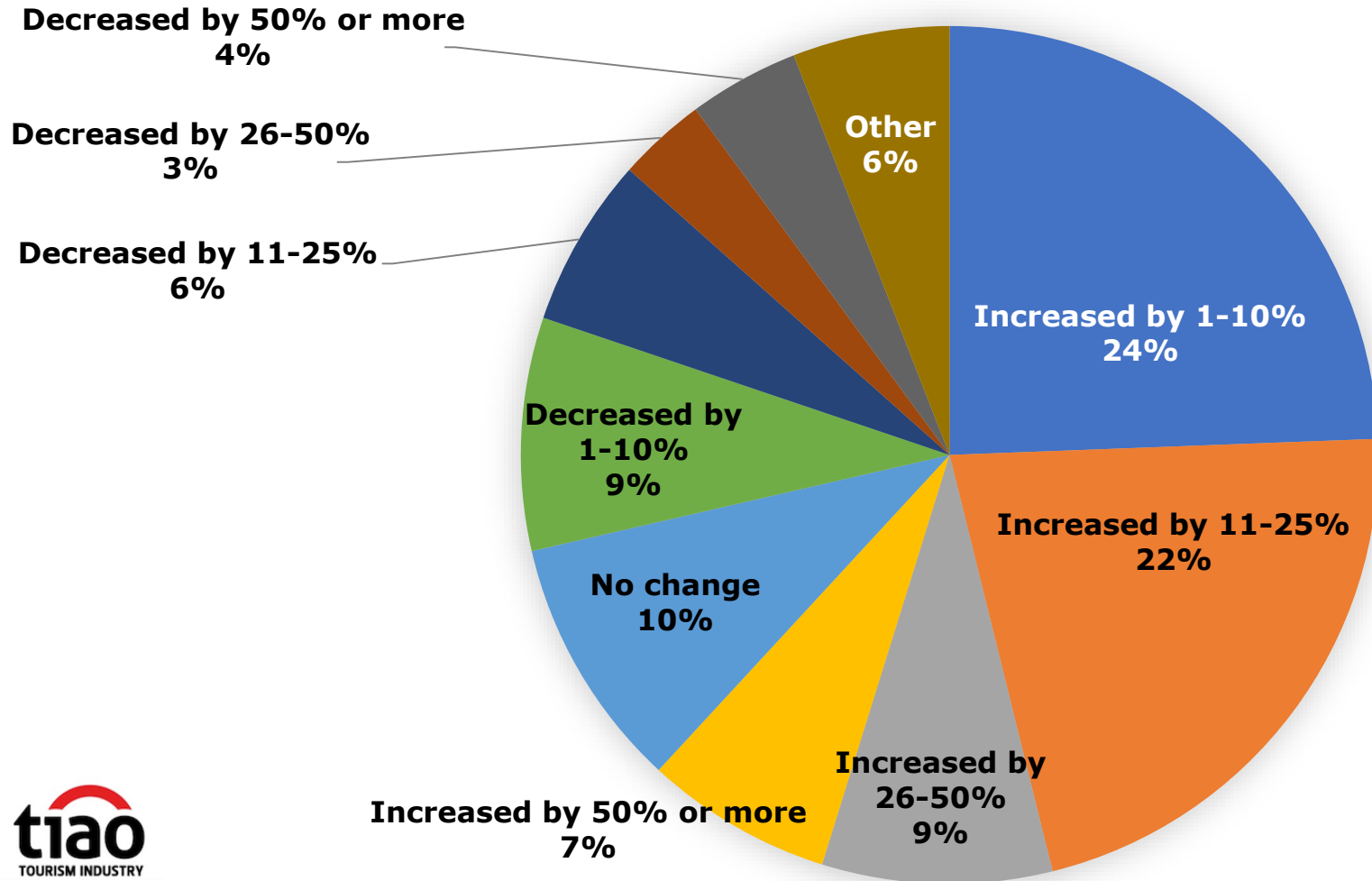
Number of Employees



Number of Employees?	Value	%
10 or less	1939	59.21%
11-26	466	14.23%
26-50	268	8.18%
More than 50	331	10.11%
Other	271	8.27%

How much did your business sales/revenue grow or decline between 2019 vs. 2018?

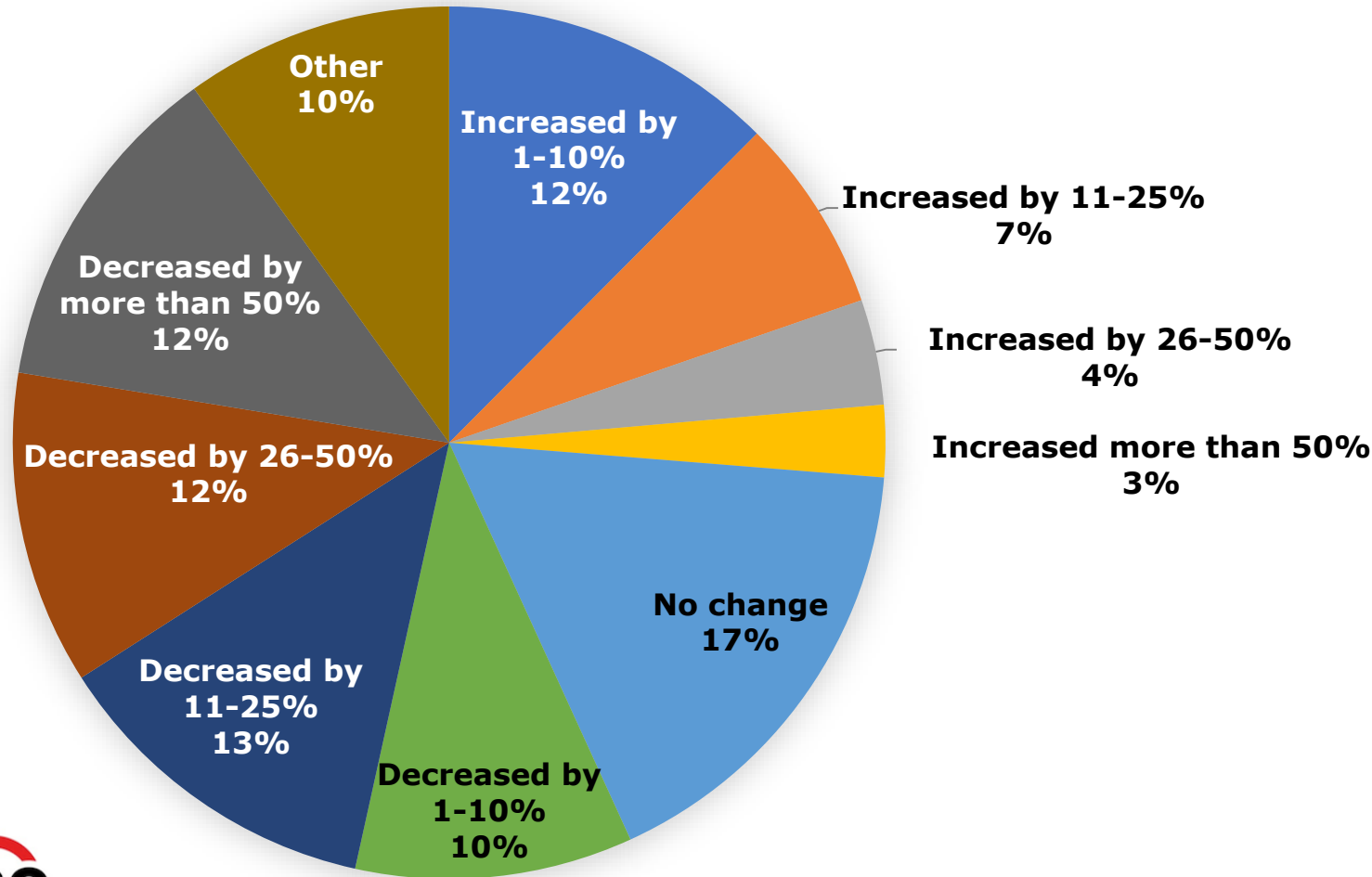
Sales growth/decline



Sales Increase/Decrease	Value	%
Increased by 1-10%	878	24.40%
Increased by 11-25%	782	21.73%
Increased by 26-50%	312	8.67%
Increased by 50% or more	254	7.06%
No change	343	9.53%
Decreased by 1-10%	316	8.78%
Decreased by 11-25%	230	6.39%
Decreased by 26-50%	120	3.34%
Decreased by 50% or more	150	4.17%
Other	213	5.92%

How do your sales/revenue in your first 3 months of 2020 look vs your first 3 months of 2019?

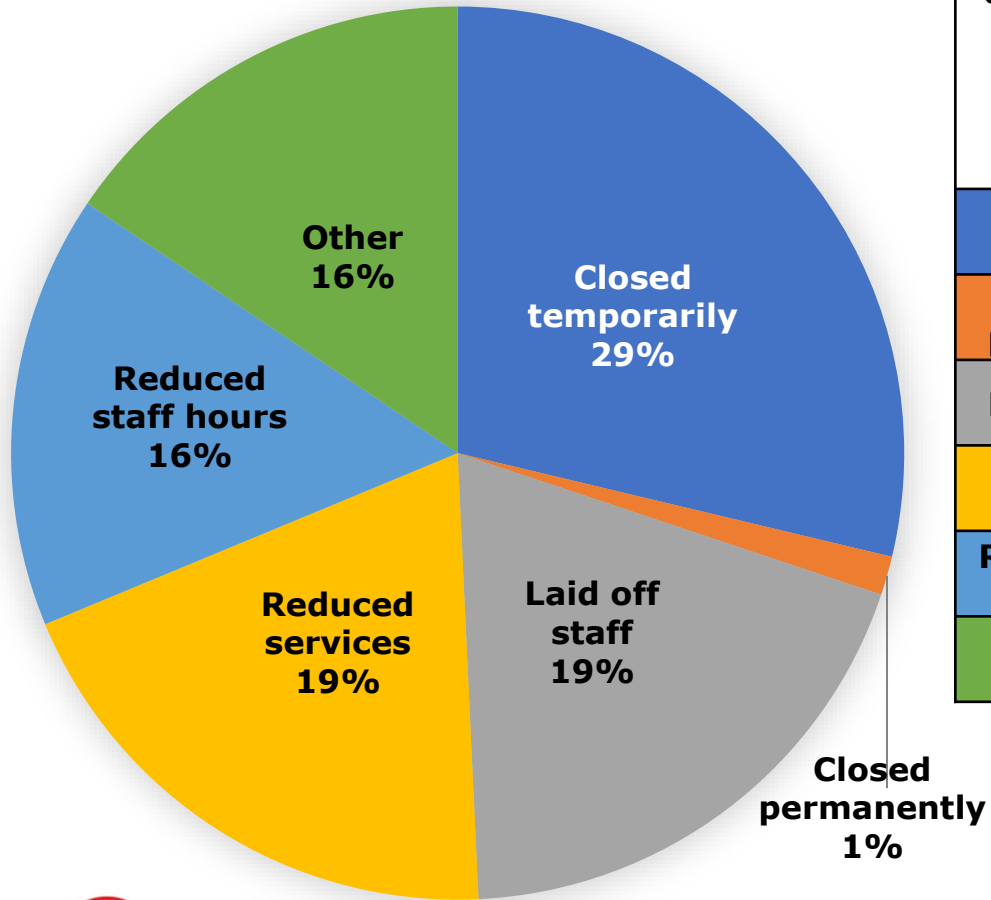
Sales in 2020 Q1



Sales Increase/Decrease	Value	%
Increased by 1-10%	463	12.46%
Increased by 11-25%	269	7.24%
Increased by 26-50%	145	3.90%
Increased by 50% or more	99	2.66%
No change	628	16.90%
Decreased by 1-10%	382	10.28%
Decreased by 11-25%	464	12.49%
Decreased by 26-50%	432	11.63%
Decreased by 50% or more	464	12.49%
Other	369	9.93%

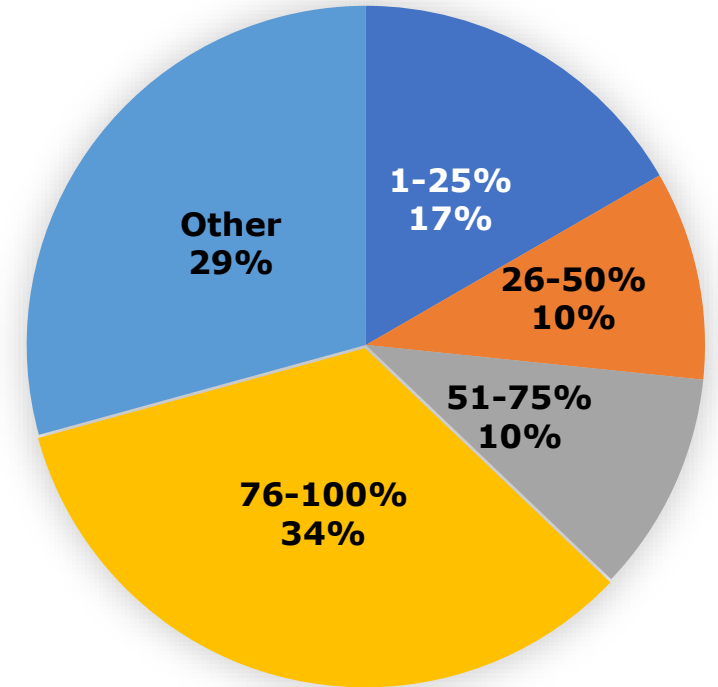
What actions have you taken as a result of COVID-19?

Actions as a Result of COVID-19



What Actions have you taken as a result of COVID-19? Select all that Apply	Value	%
Closed temporarily	1740	28.73%
Closed permanently	85	1.40%
Laid off staff	1158	19.12%
Reduced services	1180	19.48%
Reduced staff hours	951	15.70%
Other	942	15.55%

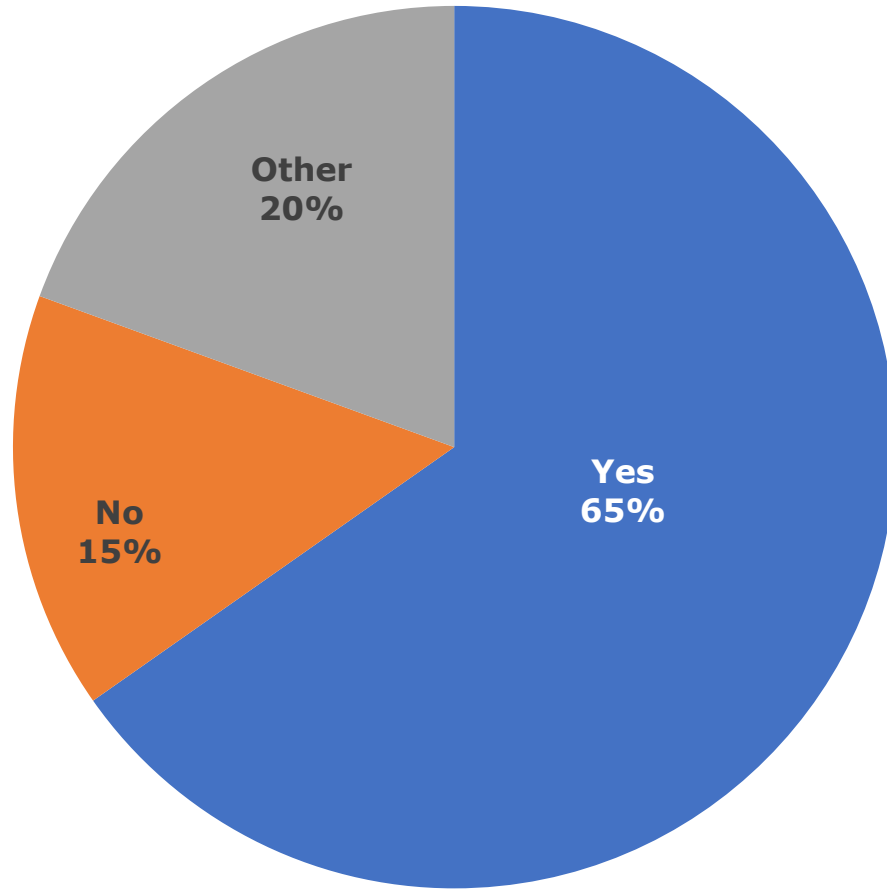
If you answered 'Yes' to Employee layoffs



If you answered Yes...	Value	%
1-25%	443	16.67%
26-50%	265	9.97%
51-75%	279	10.50%
76-100%	893	33.60%
Other	778	29.27%

Do you require financial assistance from the Government to keep your business viable?

Financial Assistance



Do you require assistance?	Value	%
Yes	2132	65.26%
No	500	15.30%
Other	635	19.44%

Looking ahead at the next three months, please indicate the risks your business is facing?

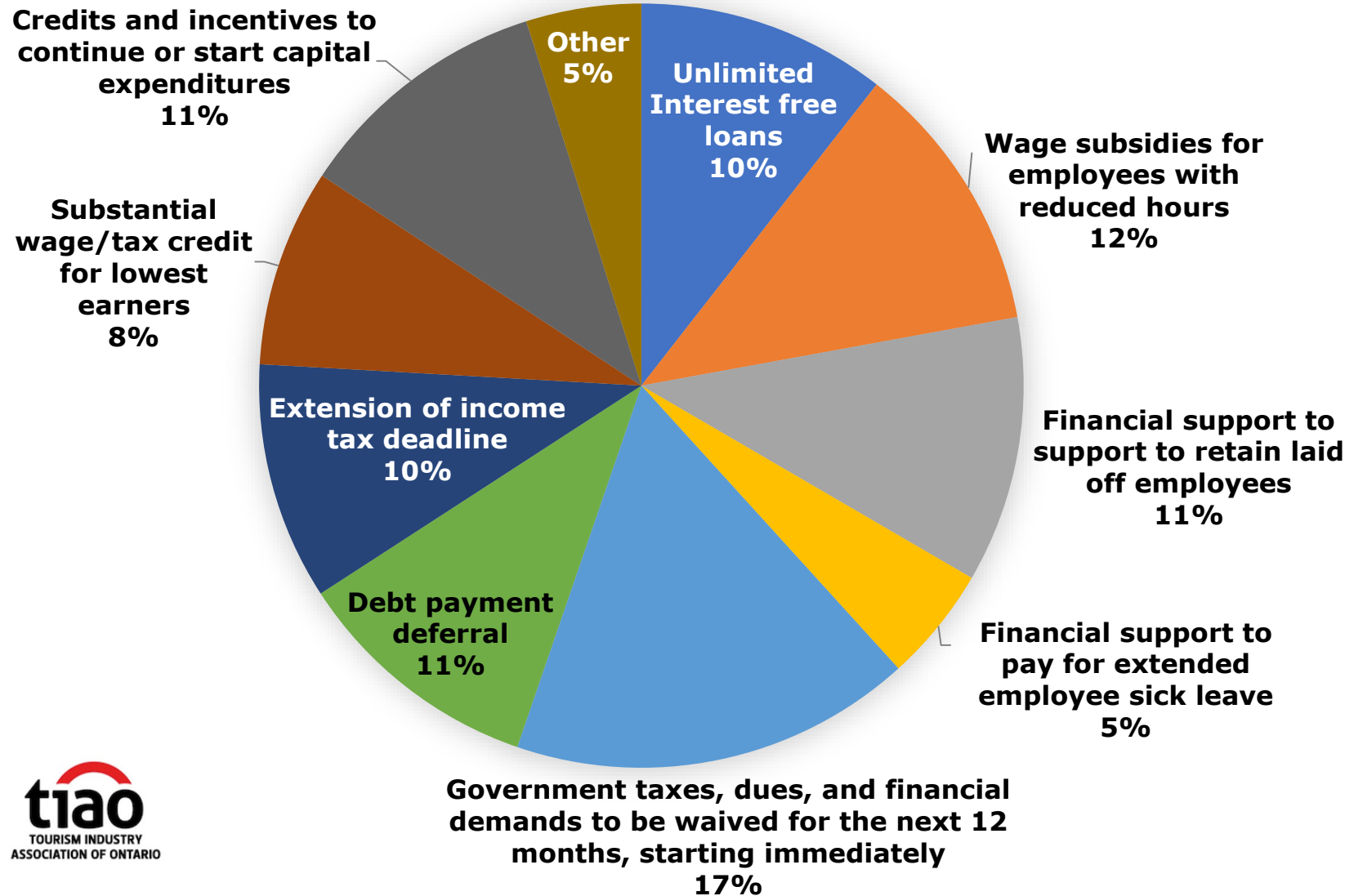
Risks in the next 3 months



Risks in the next 3 months? Select all that Apply	Value	%
Employee Lay offs	1659	21.71%
Closing your business temporarily	2170	28.40%
Closing your business permanently	850	11.13%
Unable to pay staff wages	1461	19.12%
Unable to pay staff sick leave	738	9.66%
Other	762	9.97%

What type of Financial Assistance/Stimulus do you require?

Financial Assistance/Stimulus Required



Kinds of Financial Support? Select all that Apply	Value	%
Unlimited Interest free loans	1242	10.55%
Wage subsidies for employees with reduced hours	1362	11.57%
Financial support to support to retain laid off employees	1326	11.27%
Financial support to pay for extended employee sick leave	573	4.87%
Government taxes, dues, and financial demands to be waived for the next 12 months, starting immediately	2001	17.00%
Debt payment deferral	1245	10.58%
Extension of income tax deadline	1183	10.05%
Substantial wage/tax credit for lowest earners	985	8.37%
Credits and incentives to continue or start capital expenditures	1279	10.87%
Other	573	4.87%