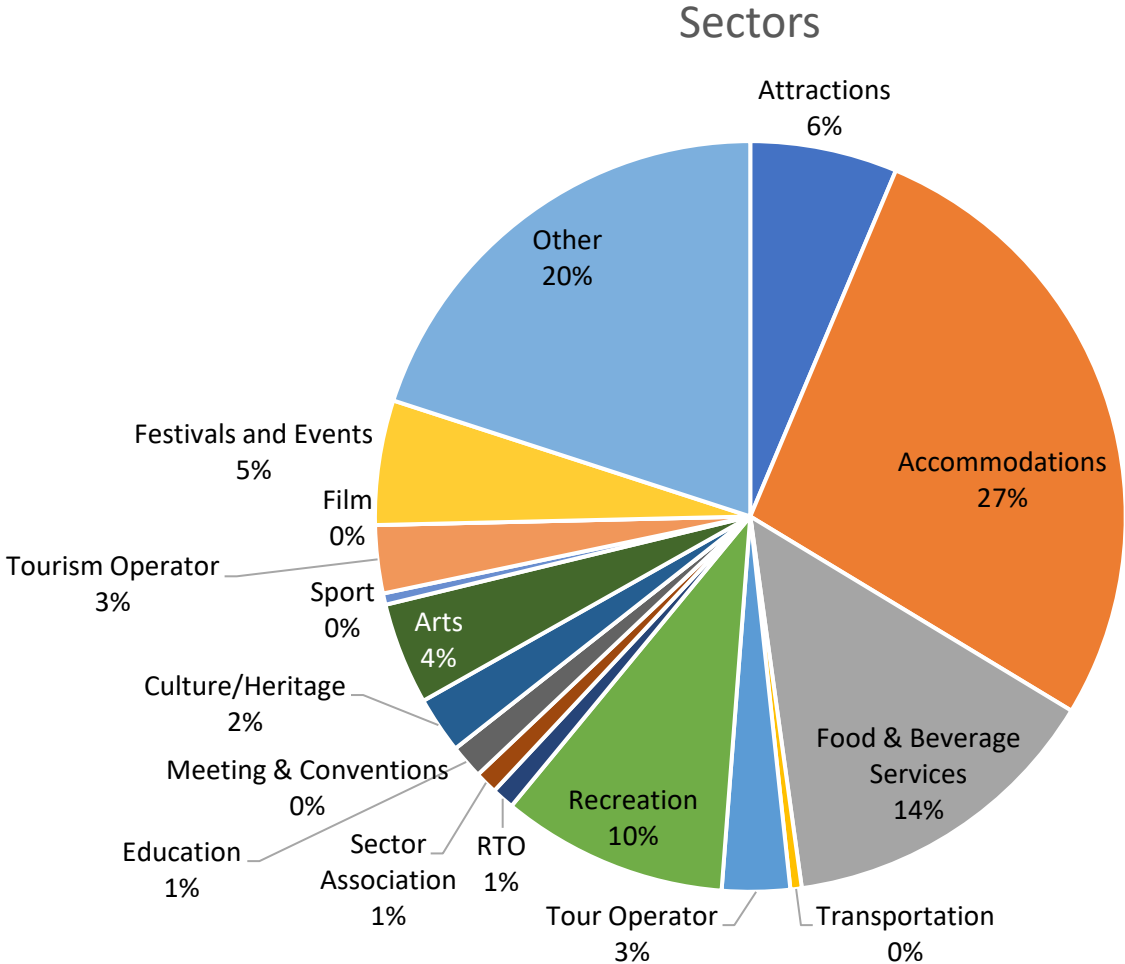




Regional Tourism Organizations 9
Covid-19 Survey 3 Results
April 1 – 6, 2020

Which sector do you operate in?

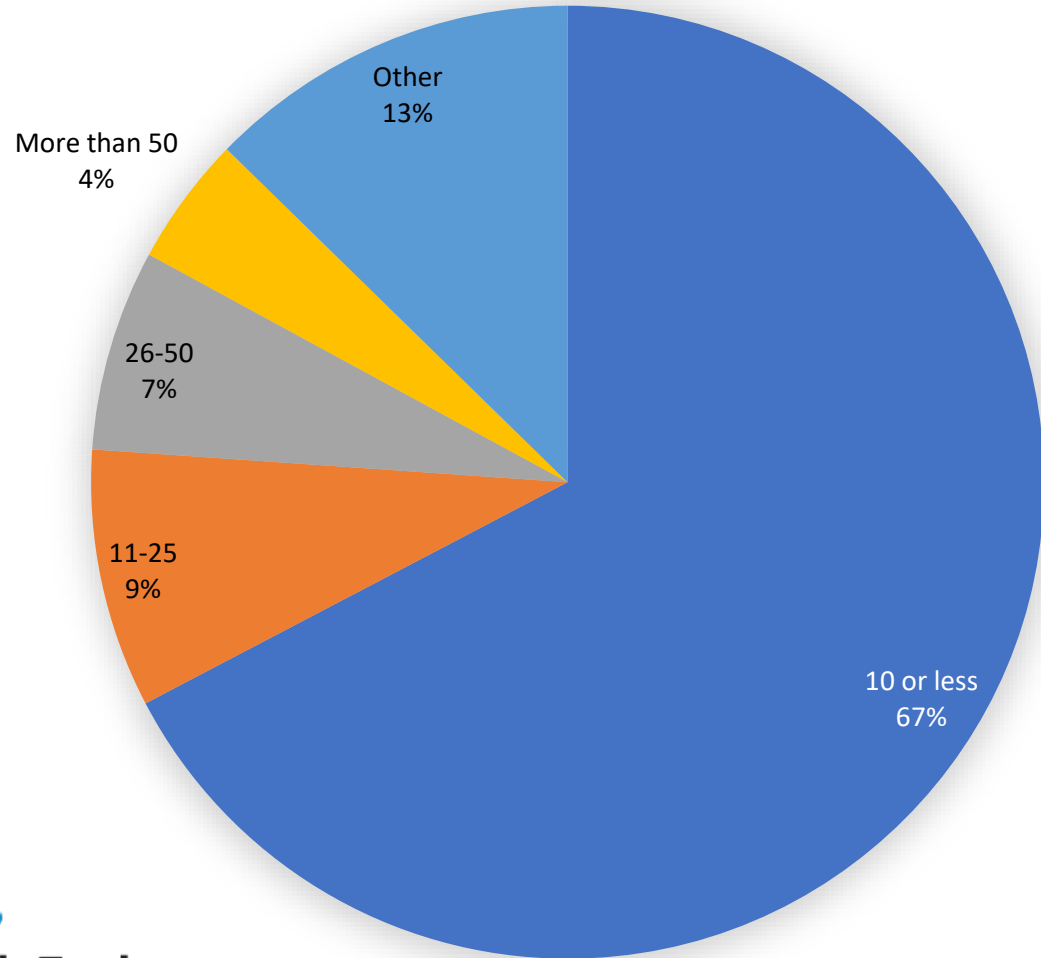
205 completed surveys



Sectors	Value	%
Attractions	13	6.34%
Accommodations	56	27.32%
Food & Beverage Services	29	14.15%
Transportation	1	0.49%
Tour Operator	6	2.93%
Recreation	20	9.76%
RTO	2	0.98%
Sector Association	2	0.98%
Education	3	1.46%
Meeting & Conventions	0	0.00%
Culture/Heritage	5	2.44%
Arts	9	4.39%
Sport	1	0.49%
Tourism Operator	6	2.93%
Film	0	0.00%
Festivals and Events	11	5.37%
Other	41	20.00%

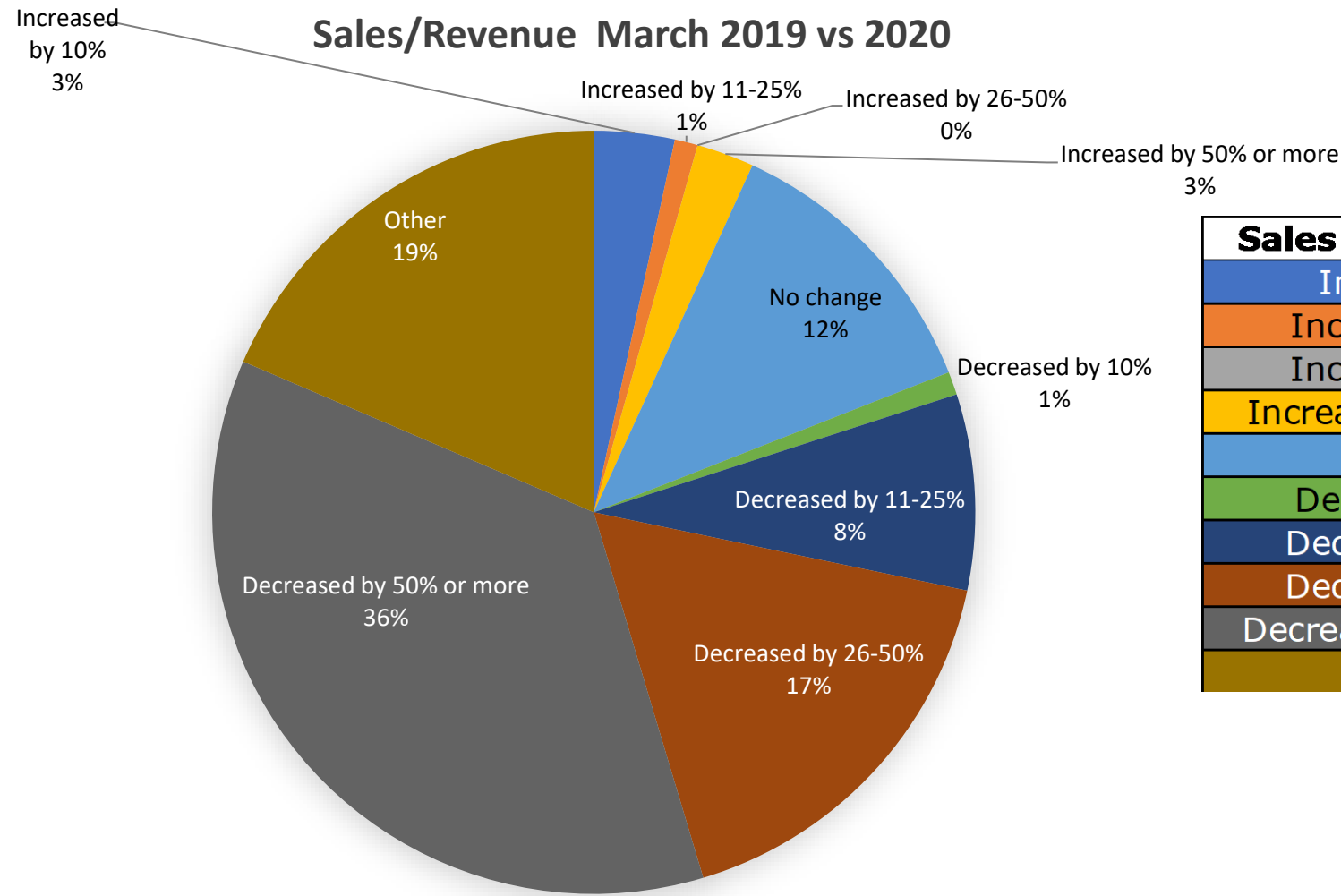
How many employees does your business have?

Number of Employees



Number of Employees	Value	%
10 or less	138	67.32%
11-26	18	8.78%
26-50	14	6.83%
More than 50	9	4.39%
Other	26	12.68%

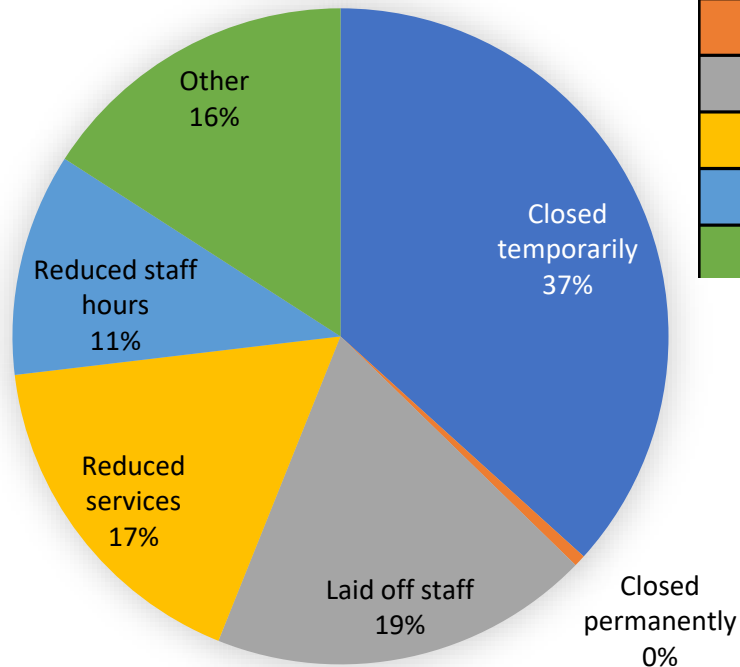
How do your sales/revenue in March 2020 compare to your sales/revenue in March 2019?



Sales Increase/Decrease	Value	%
Increased by 10%	7	3.41%
Increased by 11-25%	2	0.98%
Increased by 26-50%	0	0.00%
Increased by 50% or more	5	2.44%
No change	25	12.20%
Decreased by 1-10%	2	0.98%
Decreased by 11-25%	17	8.29%
Decreased by 26-50%	35	17.07%
Decreased by 50% or more	74	36.10%
Other	38	18.54%

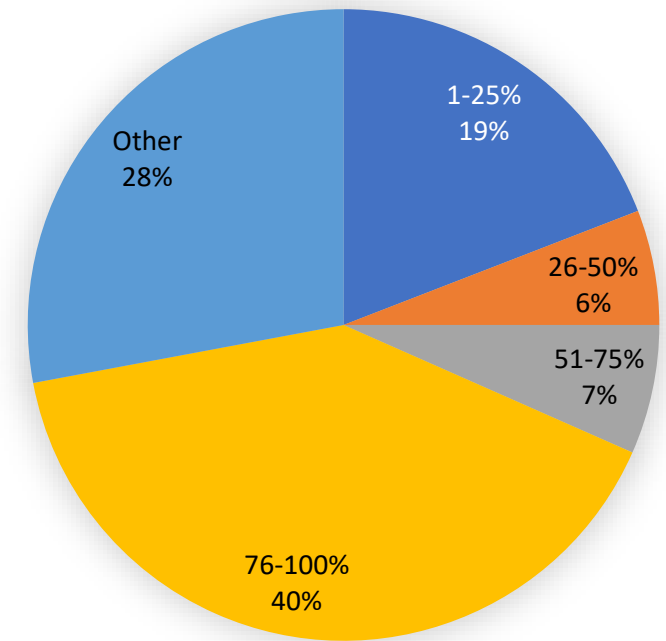
What actions have you currently taken as a result of COVID-19?

Actions as a Result of COVID-19
(Select all that apply)



Actions taken as a result	Value	%
Closed temporarily	127	36.71%
Closed permanently	2	0.58%
Laid off staff	65	18.79%
Reduced services	59	17.05%
Reduced staff hours	38	10.98%
Other	55	15.90%

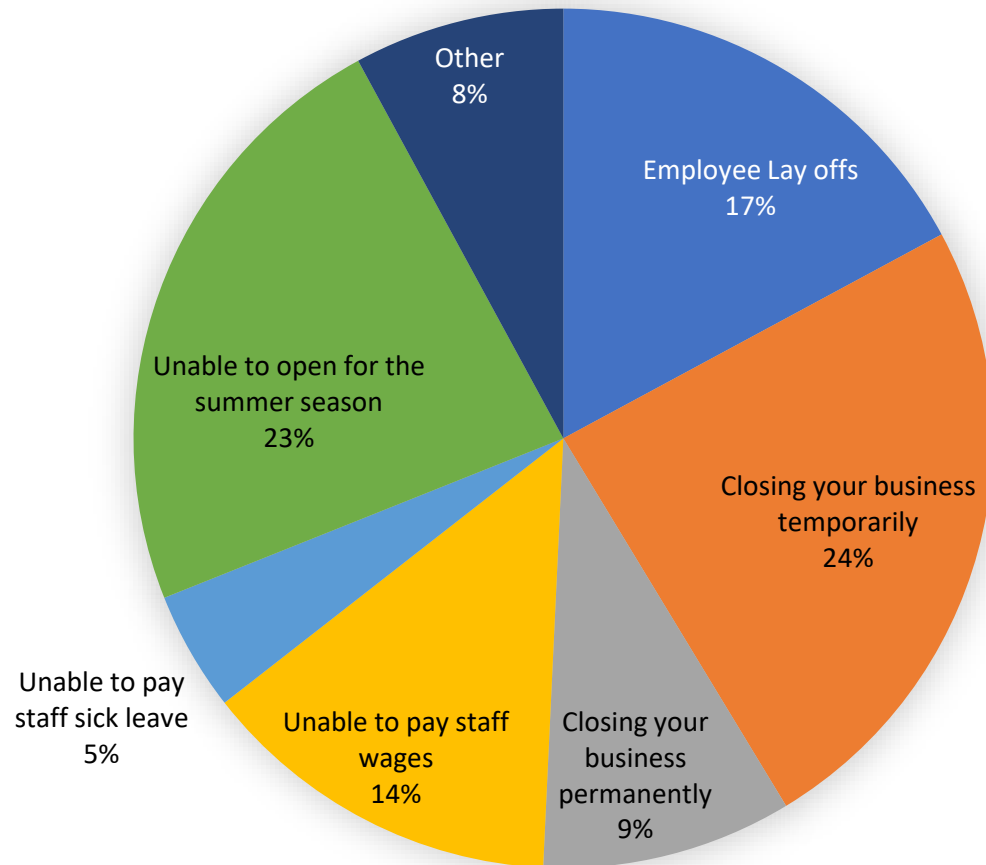
% of Employees Laid off



% Laid Off	Value	%
1-25%	26	19.12%
26-50%	8	5.88%
51-75%	9	6.62%
76-100%	55	40.44%
Other	38	27.94%

Looking ahead at the next 3 months, please indicate the risks your business is facing.

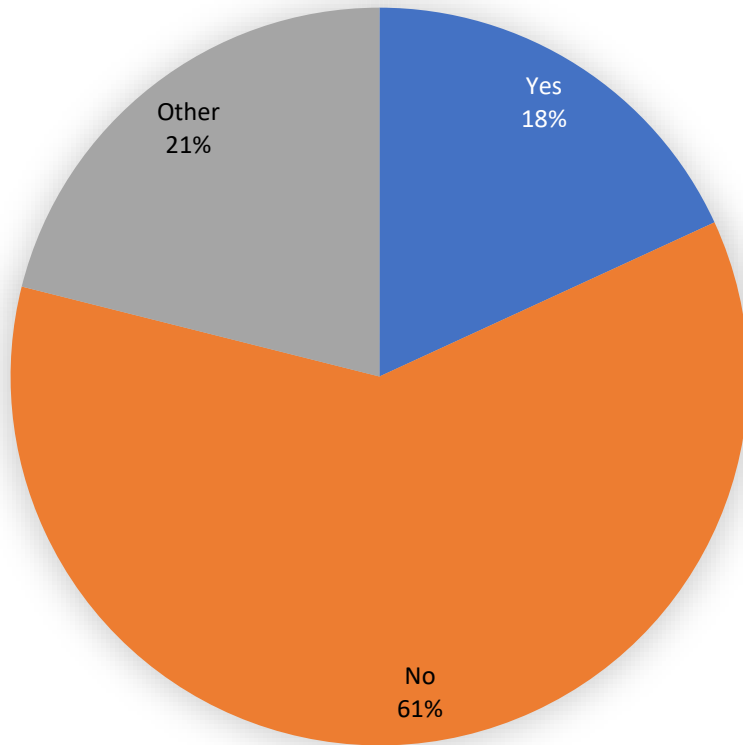
Risks in the next 3 months



Risks in Next 3 months	Value	%
Employee Lay offs	80	17.13%
Closing your business temporarily	113	24.20%
Closing your business permanently	44	9.42%
Unable to pay staff wages	64	13.70%
Unable to pay staff sick leave	21	4.50%
Unable to open for the summer season	108	23.13%
Other	37	7.92%

Have you applied for any COVID-19 related aid funding from any level of Government?

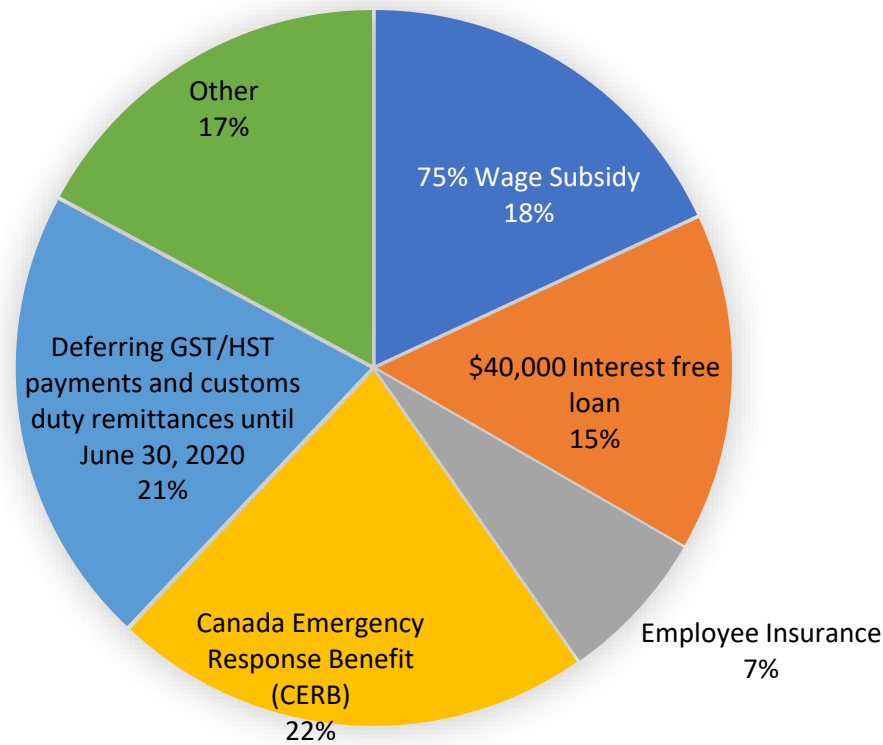
Financial Aid?



Do you require assistance?	Value	%
Yes	37	18.14%
No	124	60.78%
Other	43	21.08%

If you answered yes to the above question, please indicate which types of COVID-19 related aid you have applied for, and which you intend to apply for when available.

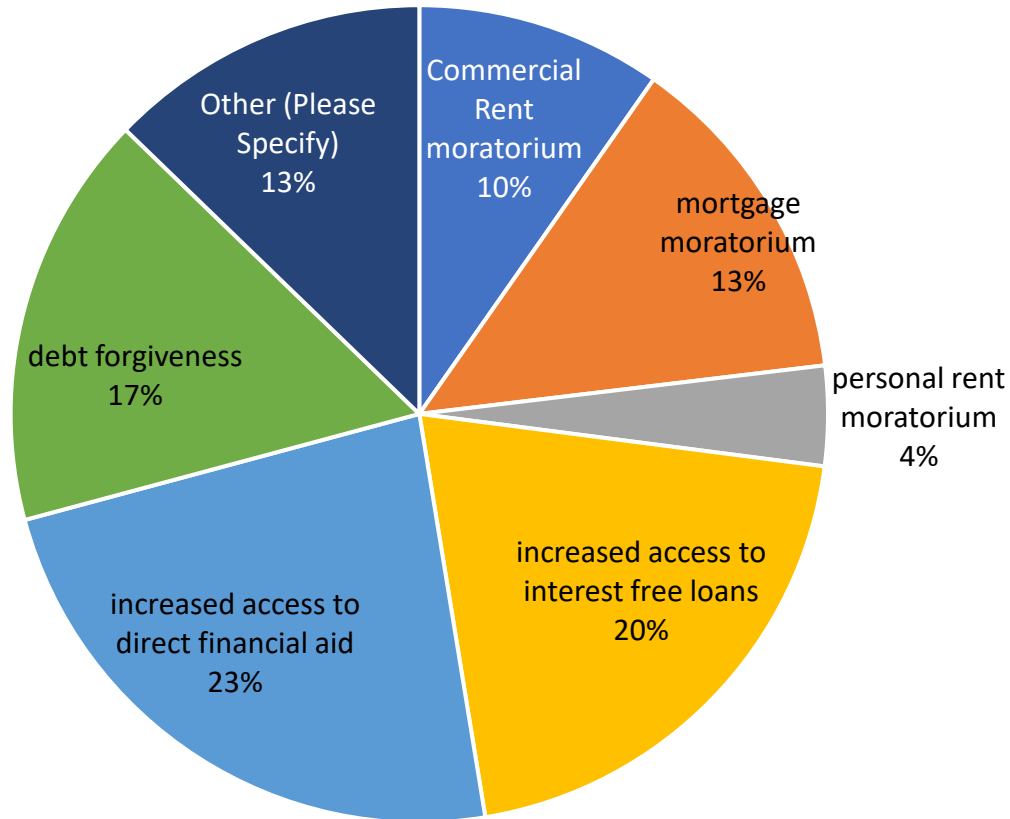
Which Programs?



Which Subsidy?	Value	%
75% Wage Subsidy	39	18.06%
\$40,000 Interest free loan	33	15.28%
Employee Insurance	15	6.94%
Canada Emergency Response Benefit (CERB)	47	21.76%
Deferring GST/HST payments and customs duty remittances until June 30, 2020	45	20.83%
Other	37	17.13%

What other forms of financial aid do you require during COVID-19?

Other Financial Aid



Other Financial Aid?	Value	%
Commercial Rent moratorium	32	9.73%
mortgage moratorium	44	13.37%
Personal rent Moratorium	13	3.95%
Increased access to interest free loans	67	23.40%
Increased access to direct financial aid	77	23.40%
Debt forgiveness	54	16.41%
Other (Please Specify)	42	12.77%